TERRI

FOR ALL TERRAIN

Rev	Note	Rev. date	Approved by

Terri 3 : Circuit Diagram

Drawing nr: 703074

Version	Current edition by	Current edition date
D	CV	2022-11-23

TERRI FOR ALL TERRAIN

Cover Sheet

Terri
0476-709790
www.terri.se

Approved by	
Approved date	
Designed by	CV
Date	2022-11-23

Sheet	Next	# sheets	Edition
0	1	36	D

Sheet	Sheet Title	Sheet Type	Date	Edition	Editor
0	Cover Sheet		2022-11-23		CV
1	Travel Lights	LIST OF CONTENTS	2022-11-23		CV
2	Engine Relays & Fuses		2022-11-23		CV
10	Power Supply	CIRCUIT DIAGRAM	2022-11-23		CV
11	ECM Power Supply	CIRCUIT DIAGRAM	2022-11-23		CV
12	ECM Auxiliary	CIRCUIT DIAGRAM	2022-11-23		CV
13	ECM Engine Interface	CIRCUIT DIAGRAM	2022-11-23		CV
14	Chair	CIRCUIT DIAGRAM	2022-11-23		CV
15	Hydraulic Valves	CIRCUIT DIAGRAM	2022-11-23		CV
16	Hydraulic Sensors	CIRCUIT DIAGRAM	2022-11-23		CV
17	Drive Valves	CIRCUIT DIAGRAM	2022-11-23		CV
18	Crane Valves	CIRCUIT DIAGRAM	2022-11-23		CV
19	Rear Connector	CIRCUIT DIAGRAM	2022-11-23		CV
20	Banker Lights	CIRCUIT DIAGRAM	2022-11-23		CV
101	Relays K1-K9	CIRCUIT DIAGRAM	2022-11-23		CV
102	Relays K10-K16	CIRCUIT DIAGRAM	2022-11-23		CV
103	Switches S1-S5	CIRCUIT DIAGRAM	2022-11-23		CV
104	Switches S7-S12	CIRCUIT DIAGRAM	2022-11-23		CV
105	Switches S15-S18	CIRCUIT DIAGRAM	2022-11-23		CV
106	X1 Terminal 1-12	CIRCUIT DIAGRAM	2022-11-23		CV
107	X1 Terminal 13-24	CIRCUIT DIAGRAM	2022-11-23		CV
108	X1 Fuses 31-43	CIRCUIT DIAGRAM	2022-11-23		CV
109	X1 Fuses 44-55	CIRCUIT DIAGRAM	2022-11-23		CV
110	Extras	CIRCUIT DIAGRAM	2022-11-23		CV
111	Radio	CIRCUIT DIAGRAM	2022-11-23		CV
112	LogMax K9,K10,K14	CIRCUIT DIAGRAM	2022-11-23		CV
113	LogMax K11,K12,K13	CIRCUIT DIAGRAM	2022-11-23		CV
114	FogMaker	CIRCUIT DIAGRAM	2022-11-23		CV
115	Whiper and Cameras	CIRCUIT DIAGRAM	2022-11-23		CV
116	HVAC Actuators	CIRCUIT DIAGRAM	2022-11-23		CV
117	Webasto	CIRCUIT DIAGRAM	2022-11-23		CV
118	ECC	CIRCUIT DIAGRAM	2022-11-23		CV
119	Pedals	CIRCUIT DIAGRAM	2022-11-23		CV
120	Work Lights	CIRCUIT DIAGRAM	2022-11-23		CV
121	Condensor	CIRCUIT DIAGRAM	2022-11-23		CV
122	Travel Lights	CIRCUIT DIAGRAM	2022-11-23		CV

Rev	Note	Rev. date	Approved by

Terri 3 : Circuit Diagram

Drawing nr:703074

Version	Current edition by	Current edition date
D	CV	2022-11-23

FOR ALL TERRAIN

List Of Content

LIST OF CONTENTS

Terri
0476-709790
www.terri.se

Approved by	
Approved date	
Designed by	CV
Date	2022-11-23

Sheet	Next	# sheets	Edition
1	2	36	D

Ter-104742

Fuse	Size	Type	Function
F1	40A	Maxi	Engine ECU Main Power
F2	30A	Maxi	Engine Glow Plugs
F3	40A	Maxi	External Diesel/Hydraulic Fill Pump
F4	20A	Standard	Engine Starter Motor Solenoid
F5	5A	Mini	Low Pressure Fuel Pump Relay
F6	7.5A	Mini	Low Pressure Fuel Pump

Ter-104742

Relay	Type	Function
K1	Mini	Engine ECU Main Power Relay
K2	Mini	Engine Glow Plug Relay
K3	Micro	Low Pressure Fuel Pump Relay
K4	Micro	Engine Starter Motor Solenoid Relay

Ter-104742

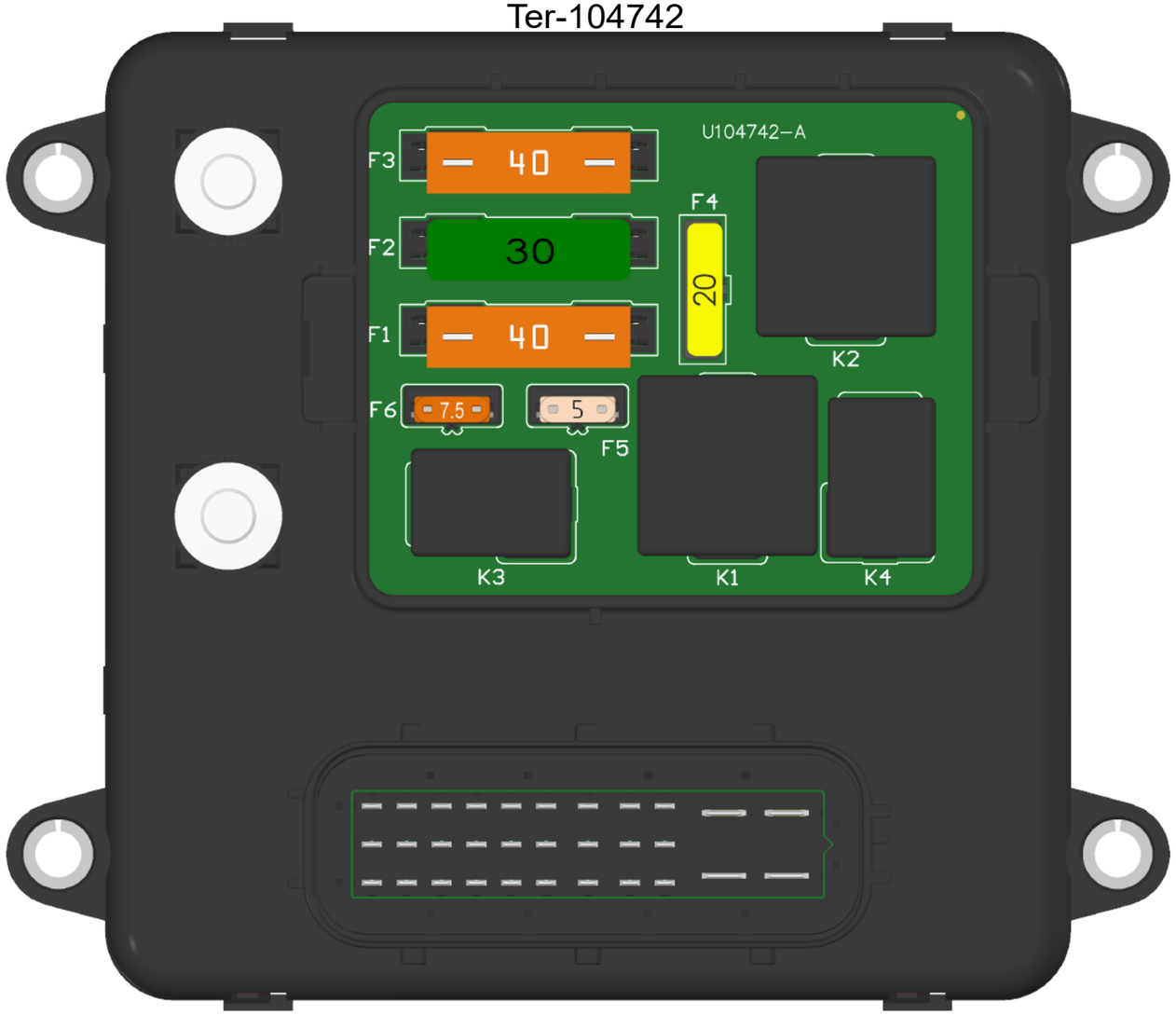

Rev	Note	Rev. date	Approved by

Terri 3 : Circuit Diagram

Drawing nr: 703074

Version	Current edition by	Current edition date
D	CV	2022-11-23

TERRI FOR ALL TERRAIN

Engine Relays & Fuses

Terri
0476-709790
www.terri.se

Approved by	
Approved date	
Designed by	CV
Date	2022-11-23

Sheet	Next	# sheets	Edition
2	10	36	D

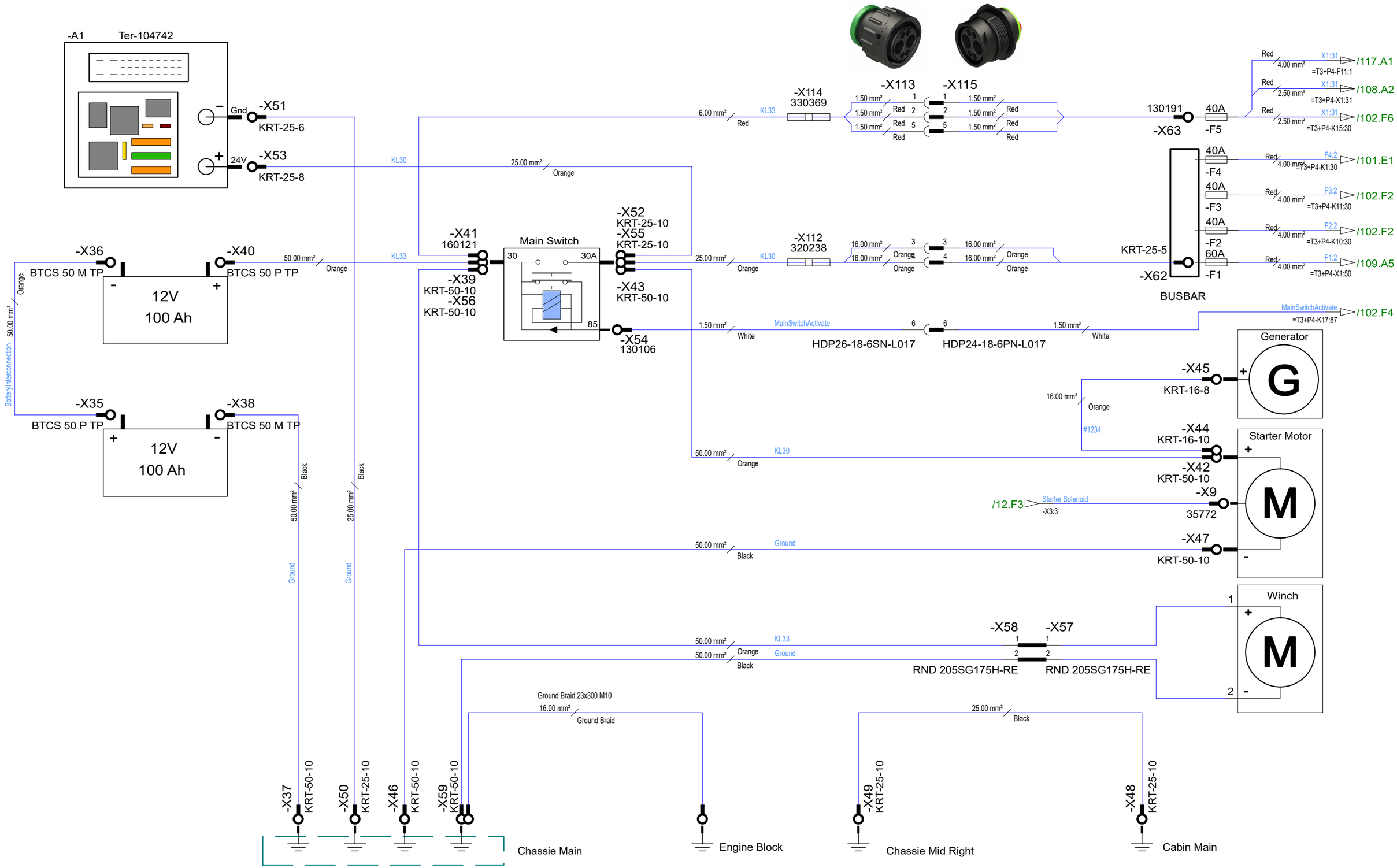

Rev	Note	Rev. date	Approved by

Terri 3 : Circuit Diagram

Drawing nr: 703074

Version	Current edition by	Current edition date
D	CV	2022-11-23

TERRI FOR ALL TERRAIN

Power Supply

CIRCUIT DIAGRAM

Terri
0476-709790
www.terri.se

Approved by	
Approved date	
Designed by	CV
Date	2022-11-23

Sheet	Next	# sheets	Edition
10	11	36	D

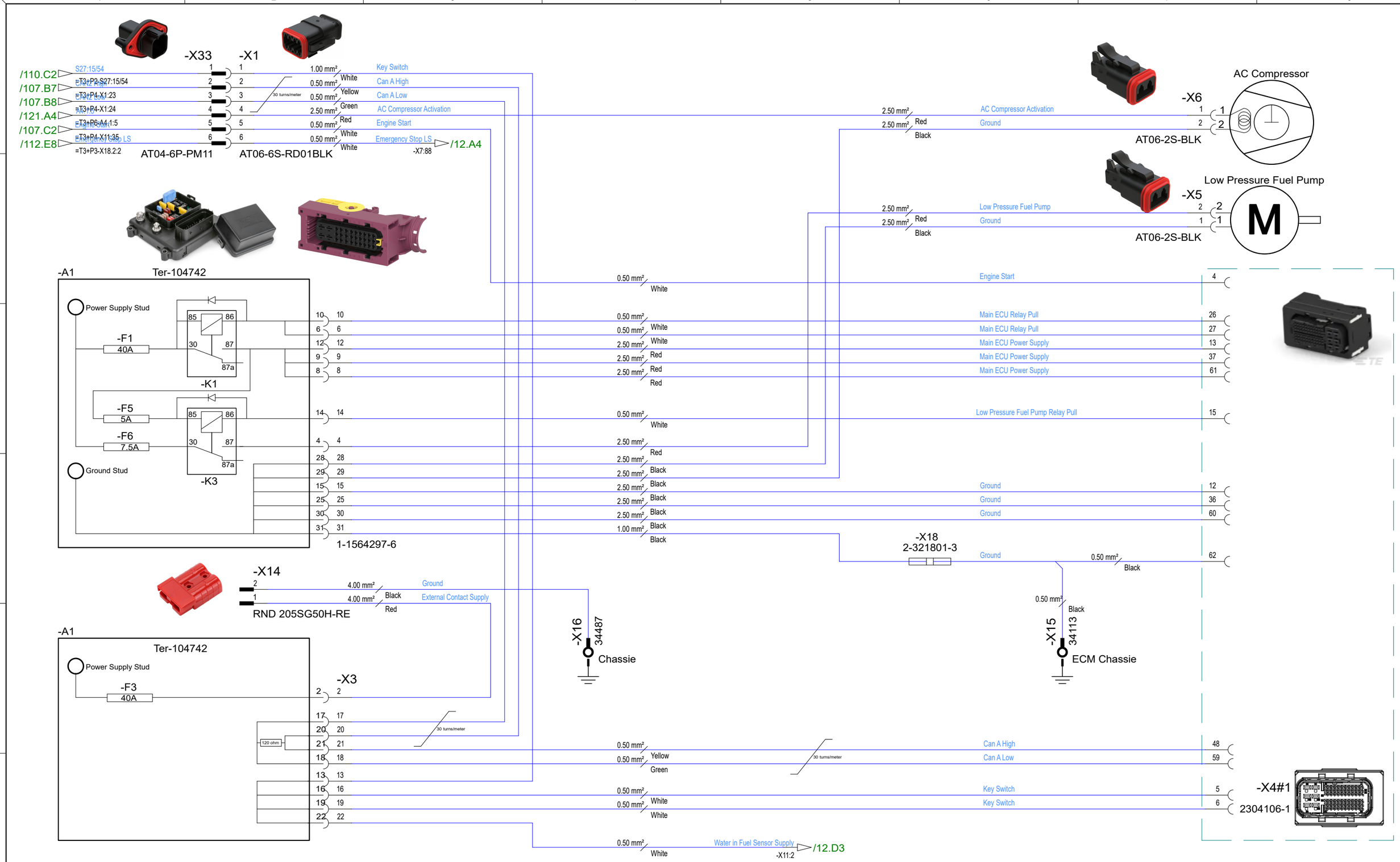

Rev	Note	Rev. date	Approved by

Terri 3 : Circuit Diagram

Drawing nr: 703074

Version	Current edition by	Current edition date
D	CV	2022-11-23

TERRI FOR ALL TERRAIN

ECM Power Supply

CIRCUIT DIAGRAM

Terri
0476-709790
www.terri.se

Approved by	
Approved date	
Designed by	CV
Date	2022-11-23

Sheet	Next	# sheets	Edition
11	12	36	D

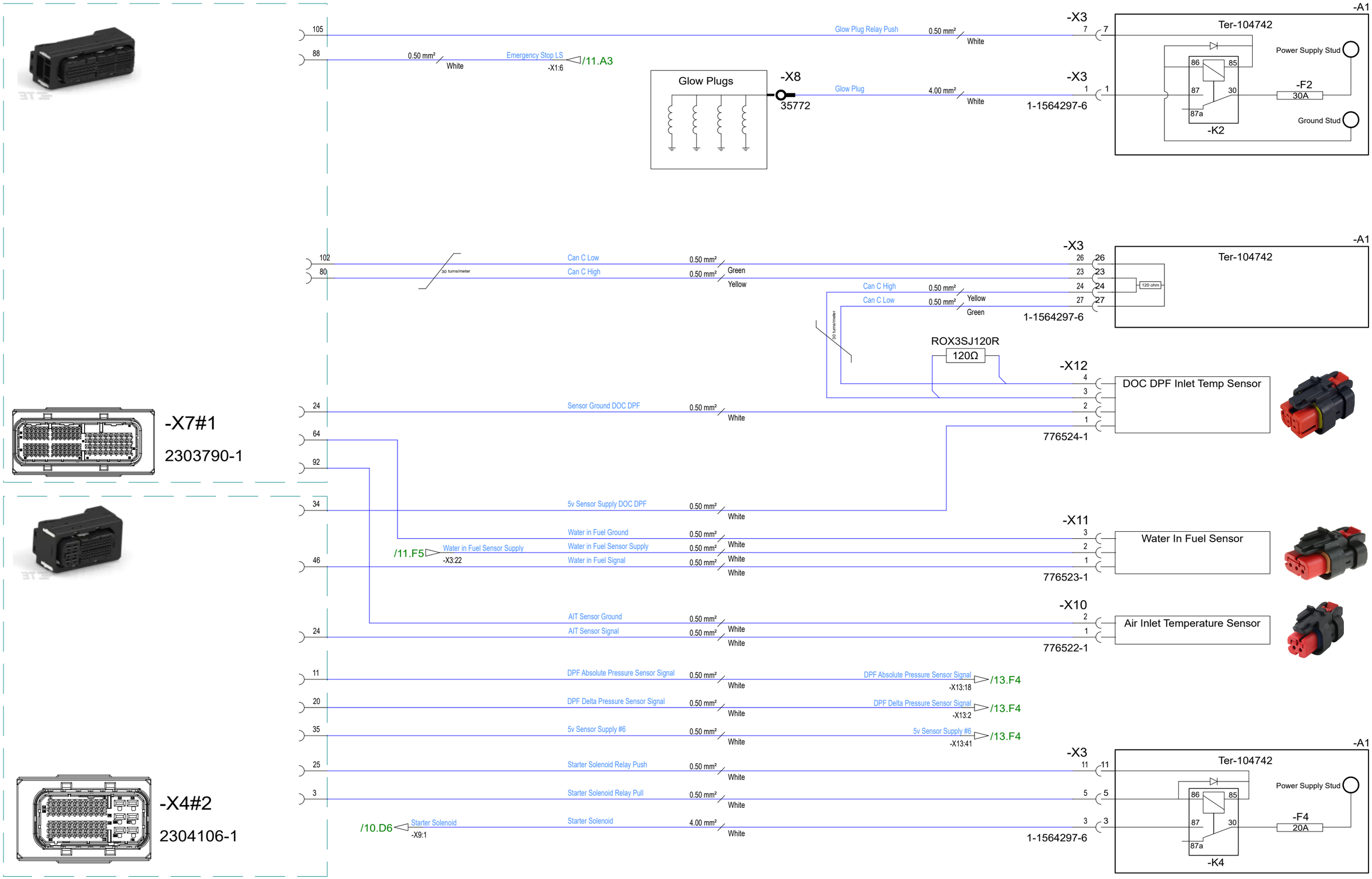

Rev	Note	Rev. date	Approved by

Terri 3 : Circuit Diagram

Drawing nr:703074

Version	Current edition by	Current edition date
D	CV	2022-11-23

FOR ALL TERRAIN

ECM Auxiliary

CIRCUIT DIAGRAM

Terri
0476-709790
www.terri.se

Approved by	
Approved date	
Designed by	CV
Date	2022-11-23

Sheet	Next	# sheets	Edition
12	13	36	D

53	1.00 mm²			Injector #1 HS	1
31	1.00 mm²	30 turns/meter	White	Injector #1 LS	34
			White		
78	1.00 mm²			Injector #2 HS	4
79	1.00 mm²	30 turns/meter	White	Injector #2 LS	3
			White		
100	1.00 mm²			Injector #3 HS	5
101	1.00 mm²	30 turns/meter	White	Injector #3 LS	15
			White		
54	1.00 mm²			Injector #4 HS	6
32	1.00 mm²	30 turns/meter	White	Injector #4 LS	7
			White		
94	1.00 mm²			Fuel Pump Control Valve HS	40
72	1.00 mm²	30 turns/meter	White	Fuel Pump Control Valve LS	39
			White		
29	1.00 mm²			Throttle Valve HS	43
51	1.00 mm²	30 turns/meter	White	Throttle Valve LS	42
			White		
73	1.00 mm²			NRS Valve HS	25
95	1.00 mm²	30 turns/meter	White	NRS Valve LS	12
			White		
52	1.00 mm²			Wastegate Valve HS	28
30	1.00 mm²	30 turns/meter	White	Wastegate Valve LS	29
			White		

-X17
2-321801-3

9	0.50 mm²				Fuel Rail Pressure Sensor Signal	32
10	0.50 mm²	30 turns/meter	White	0.50 mm²	Fuel Rail Pressure Sensor Return	38
58			White			
84				0.50 mm²	Crankshaft Speed Sensor Signal	36
106		30 turns/meter		0.50 mm²	Crankshaft Speed Sensor Return	37
			White			
108				0.50 mm²	Camshaft Speed Sensor Signal	21
107		30 turns/meter		0.50 mm²	Camshaft Speed Sensor Return	23
			White			
17				0.50 mm²	Fuel Temperature Sensor	47
63				0.50 mm²	Fuel Temperature Sensor Return	16
36				0.50 mm²	Fuel Rail Pressure Sensor 5v Supply	26
67				0.50 mm²	Crankshaft Speed Sensor Supply	13
44				0.50 mm²	Oil Pressure (STG)	22
45				0.50 mm²	Oil Pressure Switch Return	17
5				0.50 mm²	Coolant Temperature Sensor	9
70				0.50 mm²	Sensor Return #1	11
91				0.50 mm²	Sensor Return #2	24
38				0.50 mm²	Intake MAT Sensor Signal	20
69				0.50 mm²	5v Sensor Supply #3	14
1				0.50 mm²	Intake MAP Sensor Signal	35
61				0.50 mm²	Pre Cooler NRS Temp Sensor Signal	8
62				0.50 mm²	Post Cooler NRS Temp Sensor Signal	19
40				0.50 mm²	NRS Absolute Pressure Sensor Signal	46
15				0.50 mm²	NRS Delta Pressure Sensor Signal	33
90				0.50 mm²	Inlet Throttle Valve Return	10
2				0.50 mm²	Inlet Throttle Valve Position	45
89				0.50 mm²	Sensor Return #6	44
20				0.50 mm²	NRS Valve Position	31
41				0.50 mm²	5v Sensor Supply #1	27
21				0.50 mm²	Turbo Wastegate Valve Position	30
/12.E6 -X4:11				0.50 mm²	DPF Absolute Pressure Sensor Signal	18
/12.E6 -X4:20			White	0.50 mm²	DPF Delta Pressure Sensor Signal	2
/12.E6 -X4:35			White	0.50 mm²	5v Sensor Supply #6	41
			White			

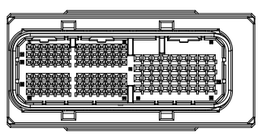

-X7#2

2303790-1

-X13#1

AHDP06-24-47PR-BRA

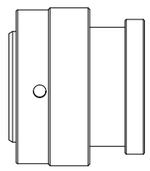

Rev	Note	Rev. date	Approved by

Terri 3 : Circuit Diagram

Drawing nr: 703074

Version	Current edition by	Current edition date
D	CV	2022-11-23

TERRI FOR ALL TERRAIN

ECM Engine Interface

CIRCUIT DIAGRAM

Terri
0476-709790
www.terri.se

Approved by	
Approved date	
Designed by	CV
Date	2022-11-23

Sheet	Next	# sheets	Edition
13	14	36	D

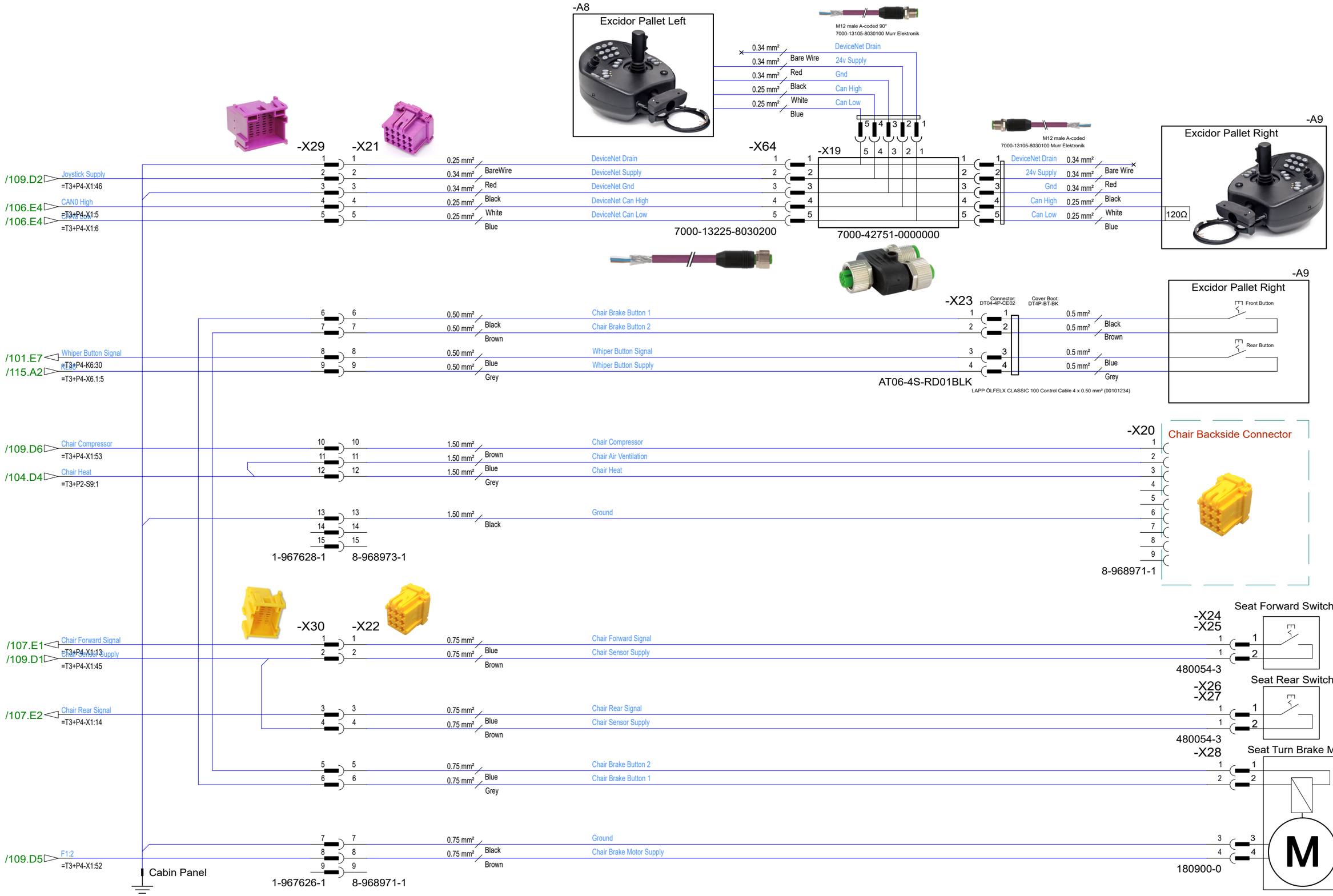

Rev	Note	Rev. date	Approved by

Terri 3 : Circuit Diagram

Drawing nr: 703074

Version	Current edition by	Current edition date
D	CV	2022-11-23

TERRI FOR ALL TERRAIN

Chair

CIRCUIT DIAGRAM

Terri
0476-709790
www.terri.se

Approved by	
Approved date	
Designed by	CV
Date	2022-11-23

Sheet	Next	# sheets	Edition
14	15	36	D

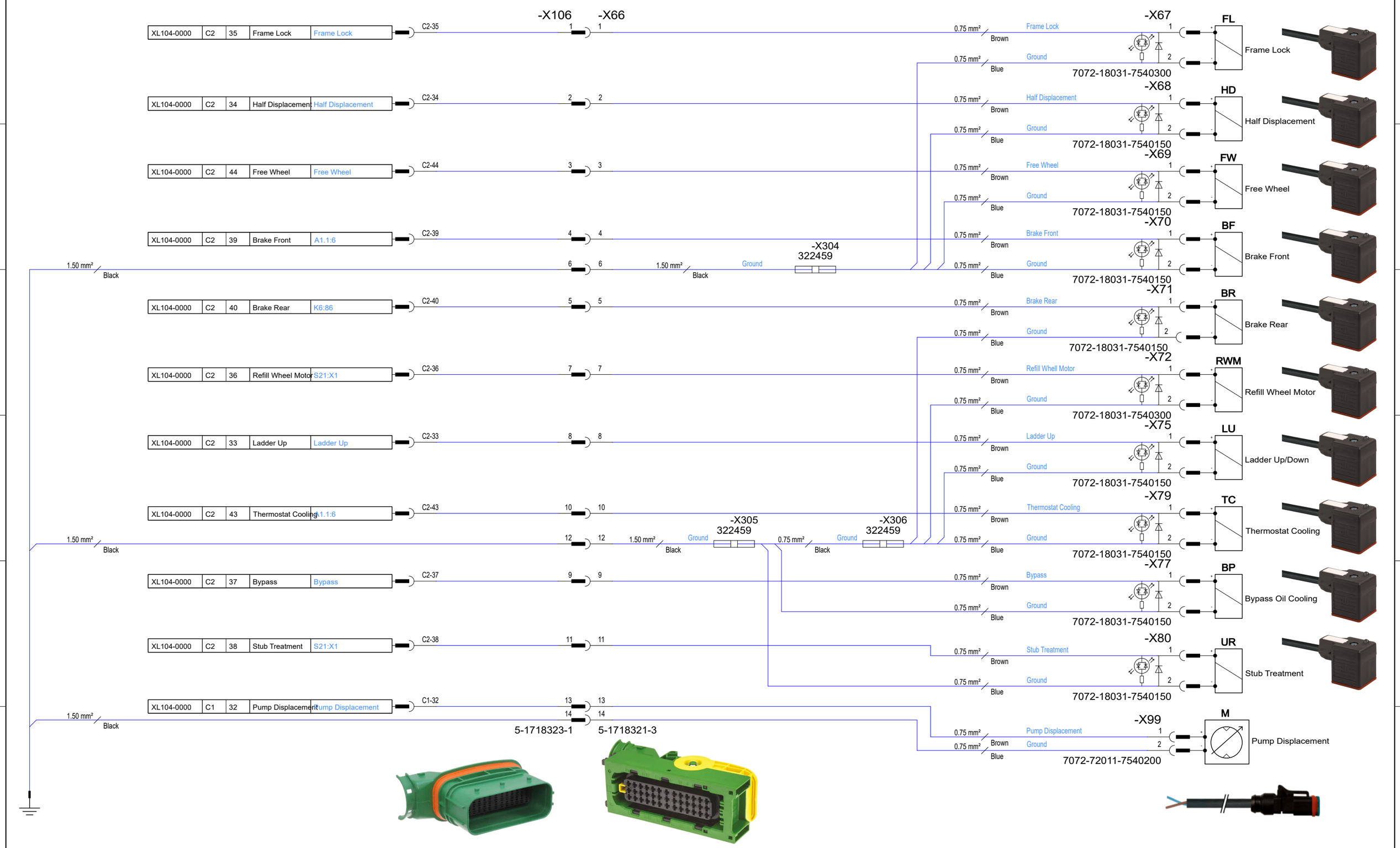

Rev	Note	Rev. date	Approved by

Terri 3 : Circuit Diagram

Drawing nr: 703074

Version	Current edition by	Current edition date
D	CV	2022-11-23

TERRI FOR ALL TERRAIN

Hydraulic Valves

CIRCUIT DIAGRAM

Terri
0476-709790
www.terri.se

Approved by	
Approved date	
Designed by	CV
Date	2022-11-23

Sheet	Next	# sheets	Edition
15	16	36	D

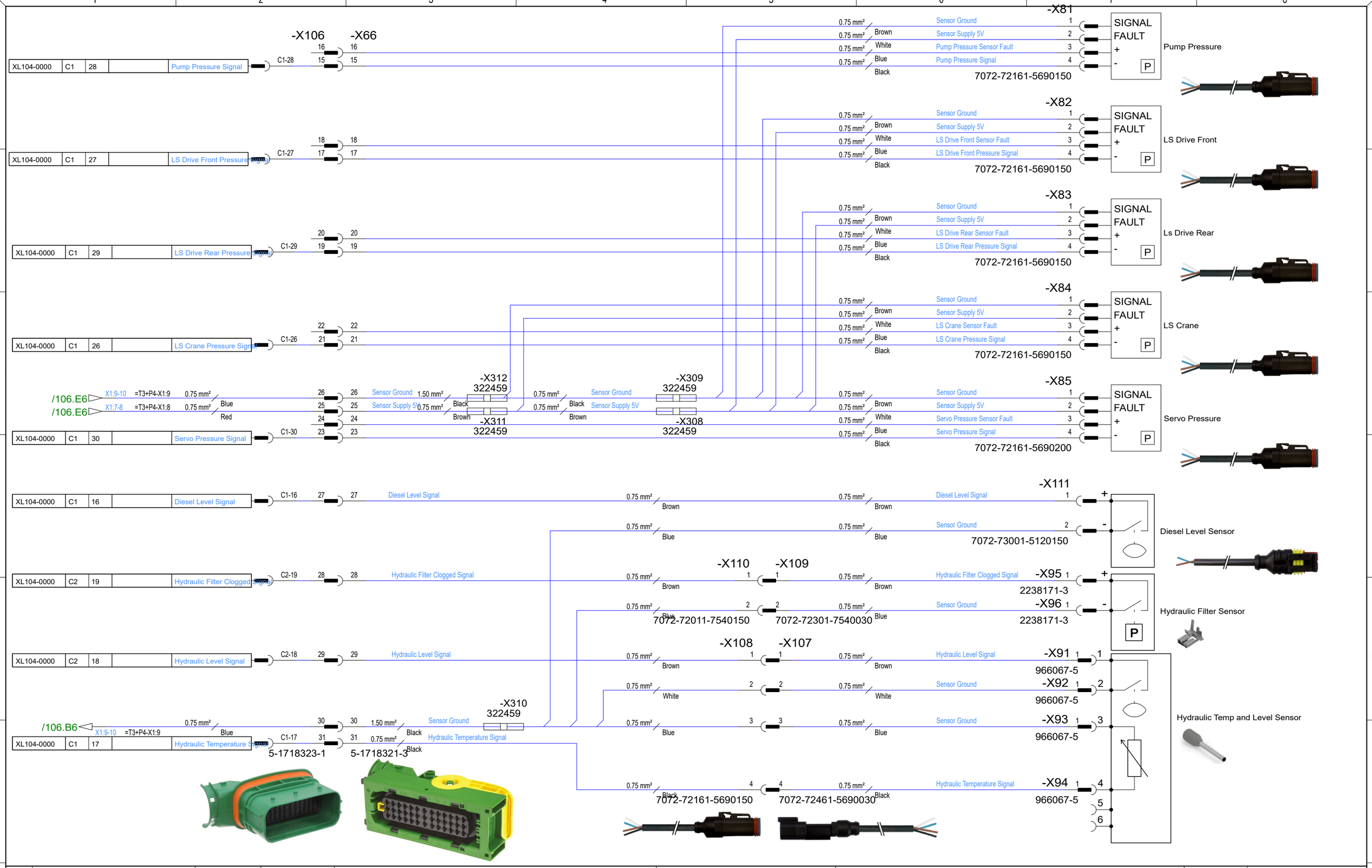

Rev	Note	Rev. date	Approved by

Terri 3 : Circuit Diagram

Drawing nr:703074

Version	Current edition by	Current edition date
D	CV	2022-11-23

TERRI FOR ALL TERRAIN

Hydraulic Sensors

CIRCUIT DIAGRAM

Terri
0476-709790
www.terri.se

Approved by	
Approved date	
Designed by	CV
Date	2022-11-23

Sheet	Next	# sheets	Edition
16	17	36	D

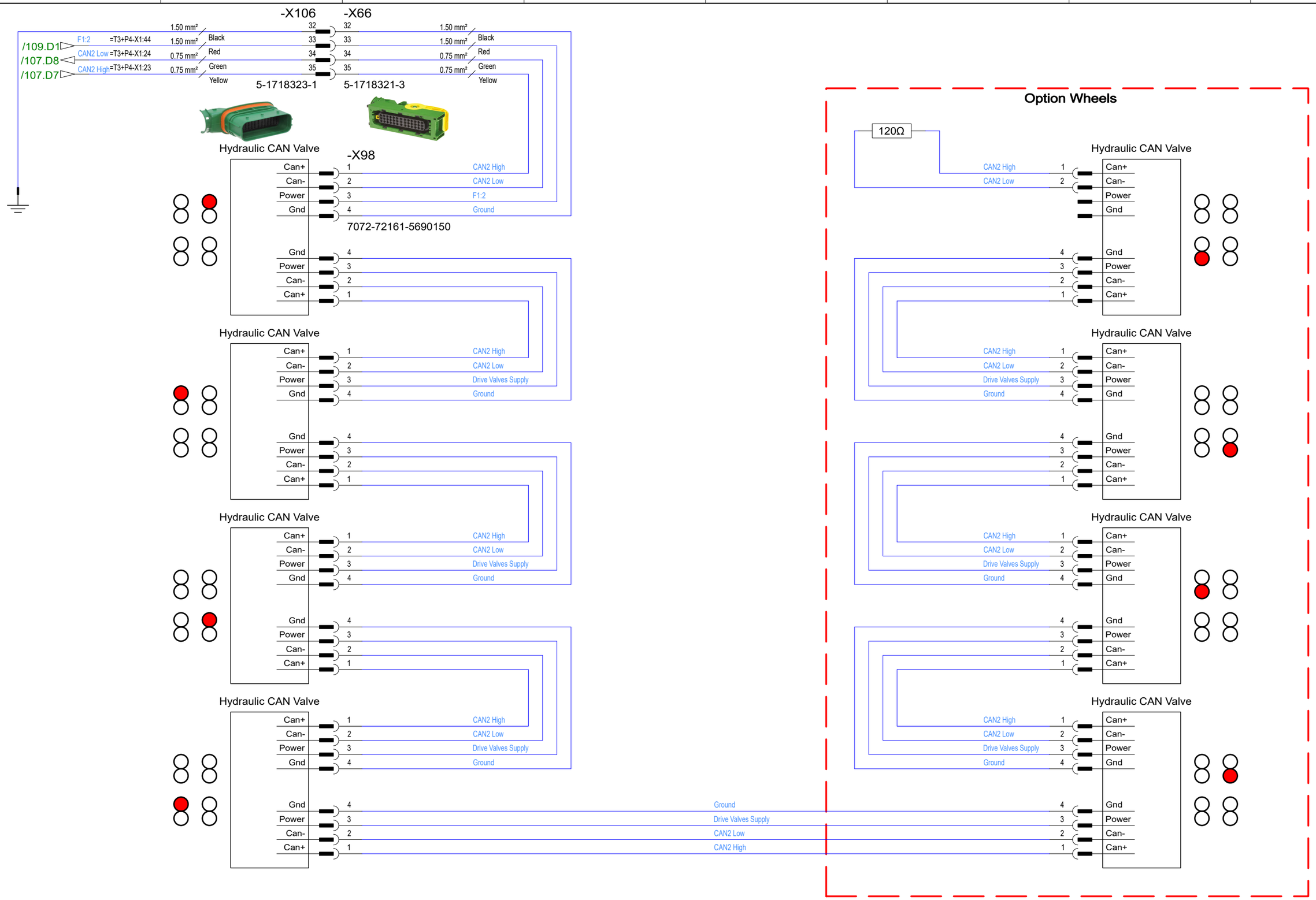

Terri 3 : Circuit Diagram

Drawing nr: 703074

Rev	Note	Rev. date	Approved by

Version	Current edition by	Current edition date
D	CV	2022-11-23

TERRI FOR ALL TERRAIN

Drive Valves

CIRCUIT DIAGRAM

Terri
0476-709790
www.terri.se

Approved by	
Approved date	
Designed by	CV
Date	2022-11-23

Sheet	Next	# sheets	Edition
17	18	36	D

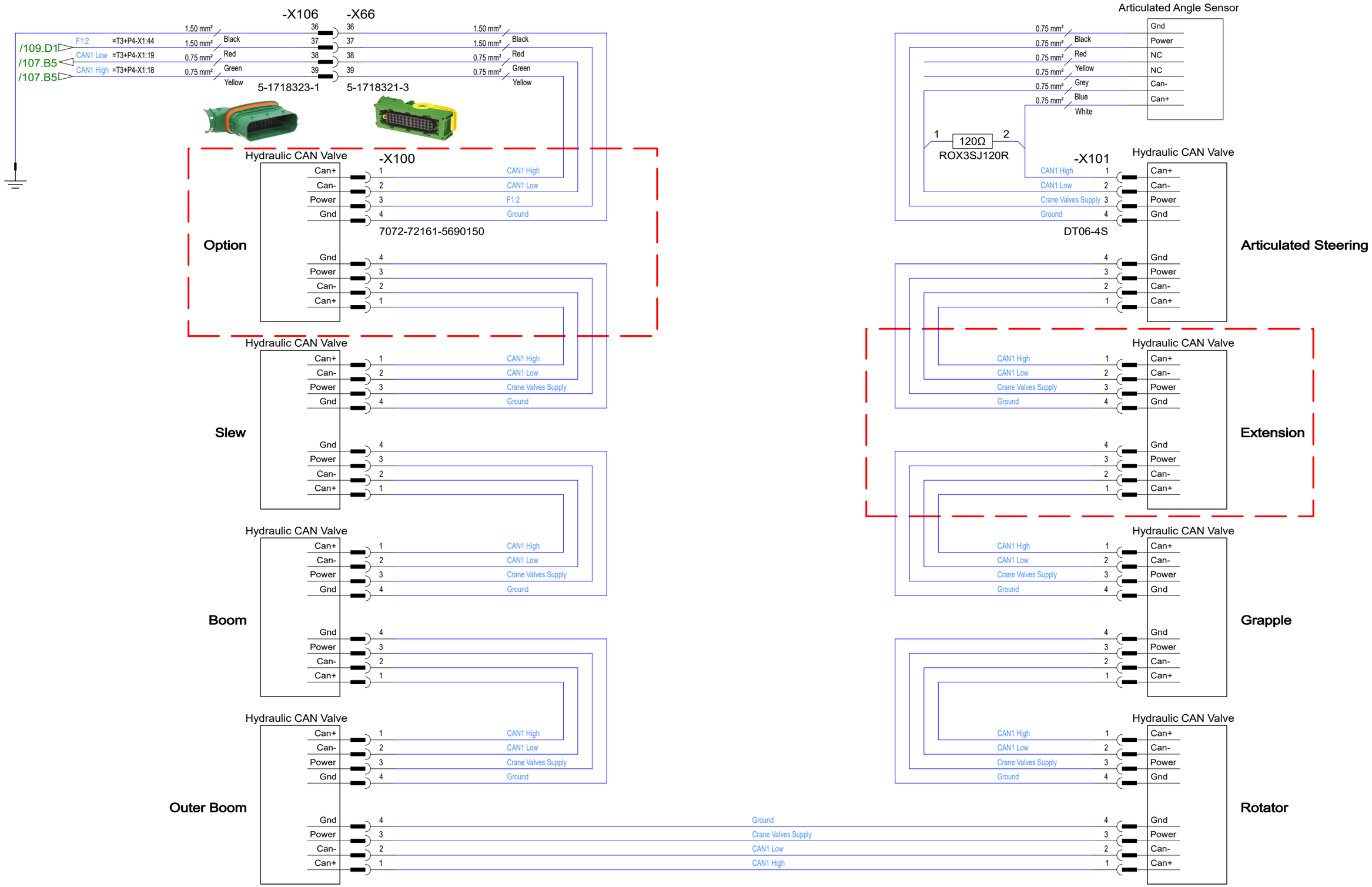

Pump Pressure			
Rev	Note	Rev. date	Approved by

Terri 3 : Circuit Diagram

Drawing nr:703074

Version	Current edition by	Current edition date
D	CV	2022-11-23

TERRI FOR ALL TERRAIN

Crane Valves

CIRCUIT DIAGRAM

Terri
0476-709790
www.terri.se

Approved by	
Approved date	
Designed by	CV
Date	2022-11-23

Sheet	Next	# sheets	Edition
18	19	36	D

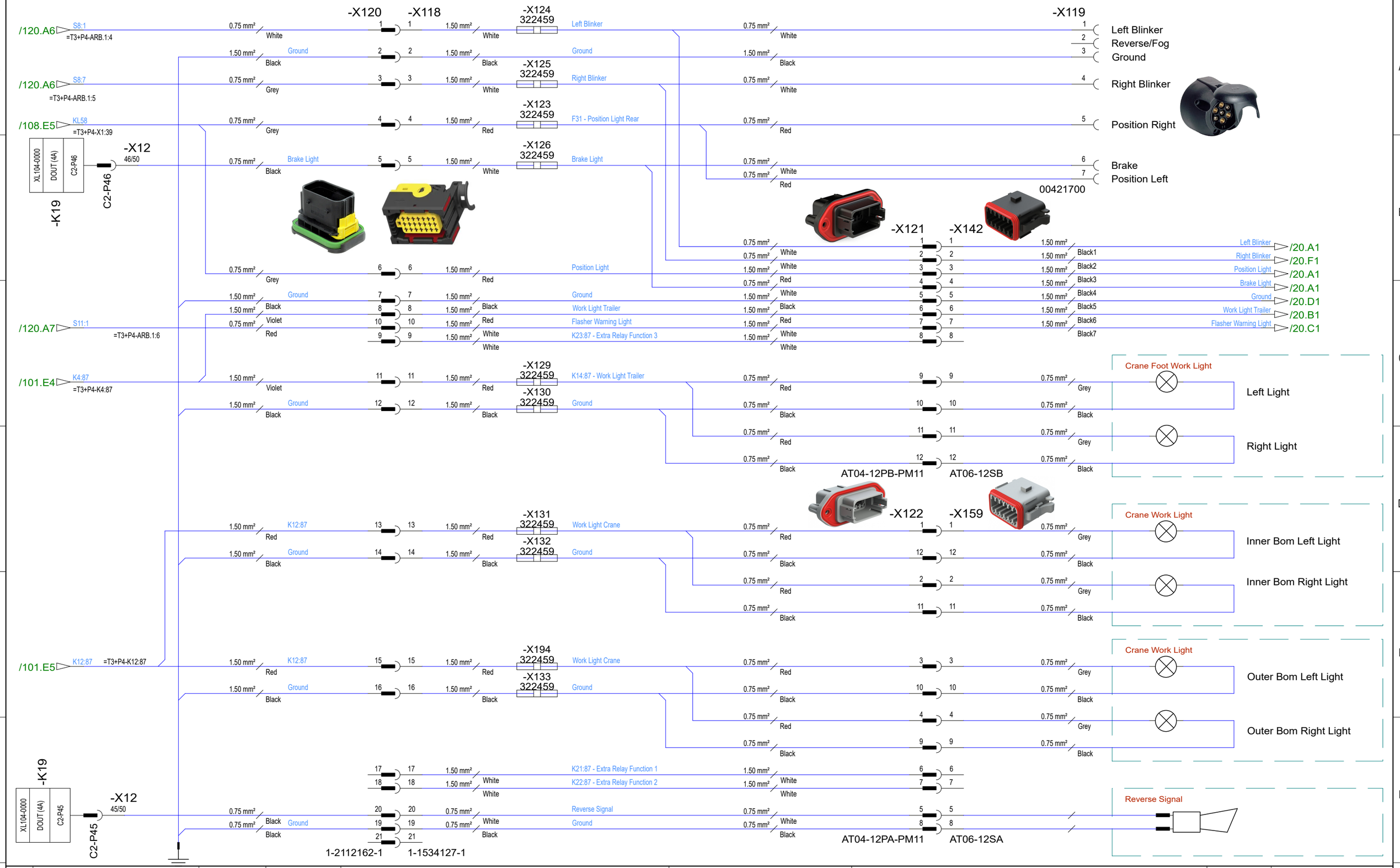

Rev	Note	Rev. date	Approved by

Terri 3 : Circuit Diagram

Drawing nr: 703074

Version	Current edition by	Current edition date
D	CV	2022-11-23

TERRI FOR ALL TERRAIN

Rear Connector

CIRCUIT DIAGRAM

Terri
0476-709790
www.terri.se

Approved by	
Approved date	
Designed by	CV
Date	2022-11-23

Sheet	Next	# sheets	Edition
19	20	36	D

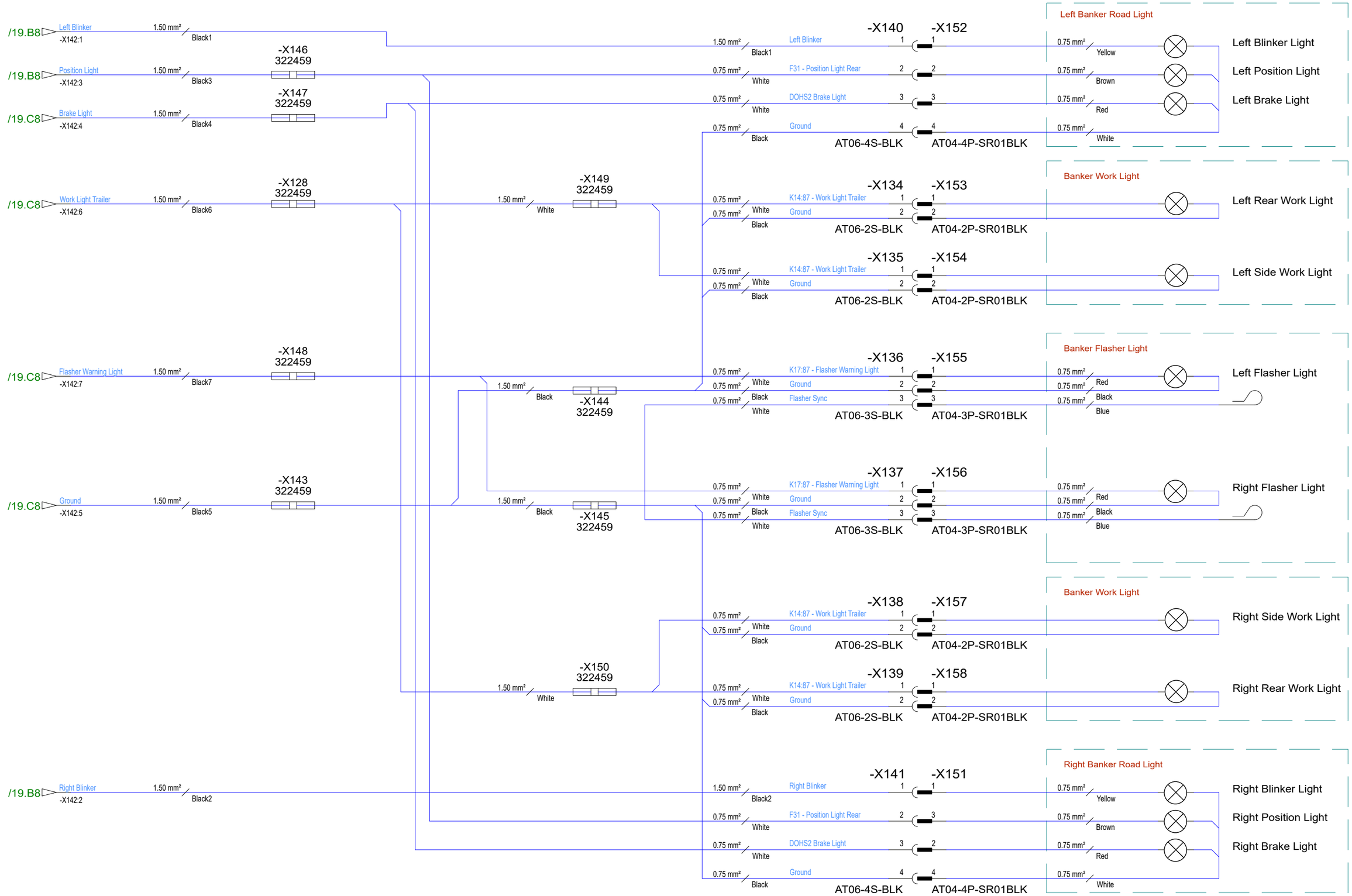

Rev	Note	Rev. date	Approved by

Terri 3 : Circuit Diagram

Drawing nr: 703074

Version	Current edition by	Current edition date
D	CV	2022-11-23

TERRI FOR ALL TERRAIN

Banker Lights

CIRCUIT DIAGRAM

Terri
0476-709790
www.terri.se

Approved by	
Approved date	
Designed by	CV
Date	2022-11-23

Sheet	Next	# sheets	Edition
20	101	36	D

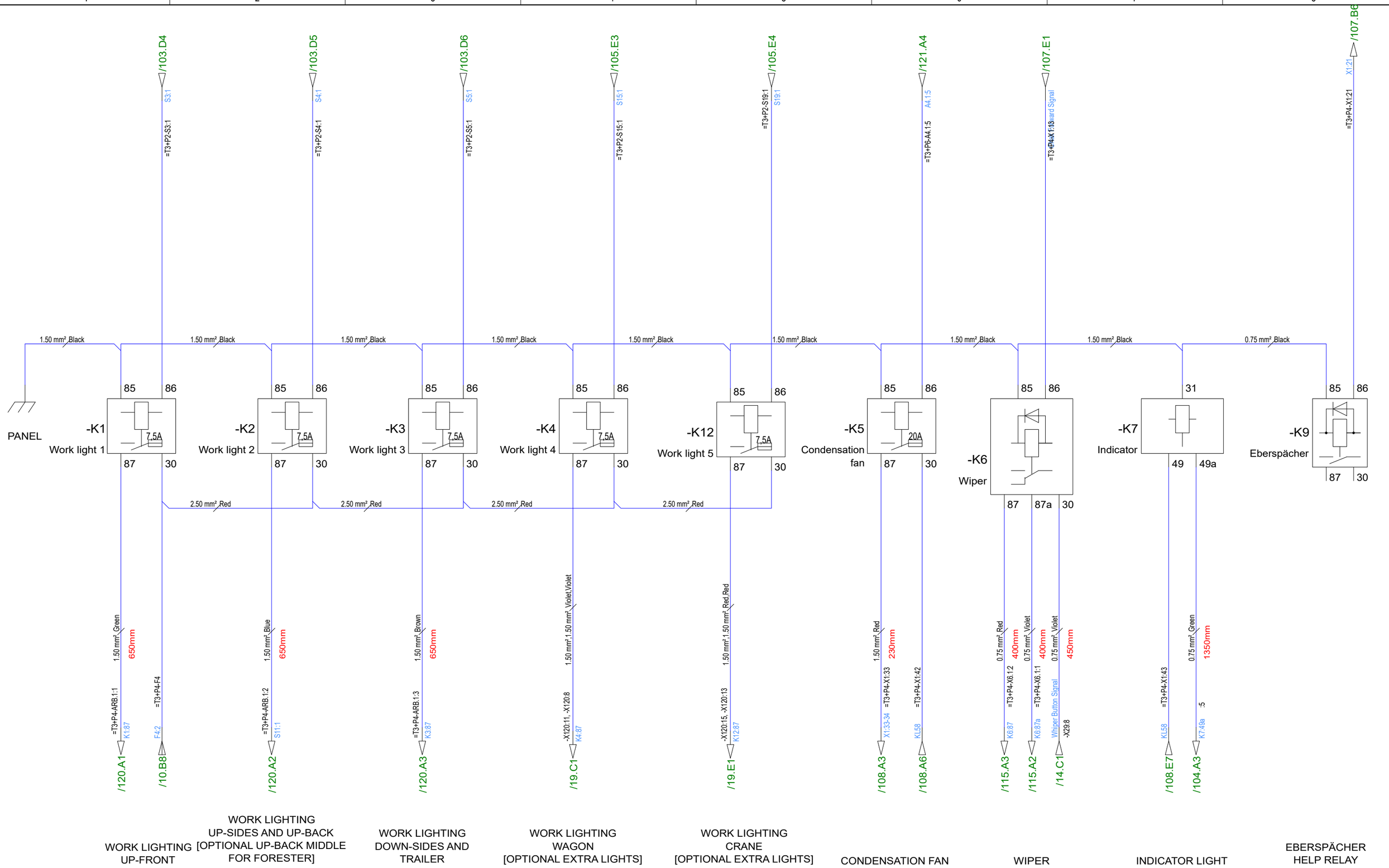

Rev	Note	Rev. date	Approved by

Terri 3 : Circuit Diagram

Drawing nr: 703074

Version	Current edition by	Current edition date
D	CV	2022-11-23

TERRI FOR ALL TERRAIN

Relays K1-K9

CIRCUIT DIAGRAM

Terri
0476-709790
www.terri.se

Approved by	
Approved date	
Designed by	CV
Date	2022-11-23

Sheet	Next	# sheets	Edition
101	102	36	D

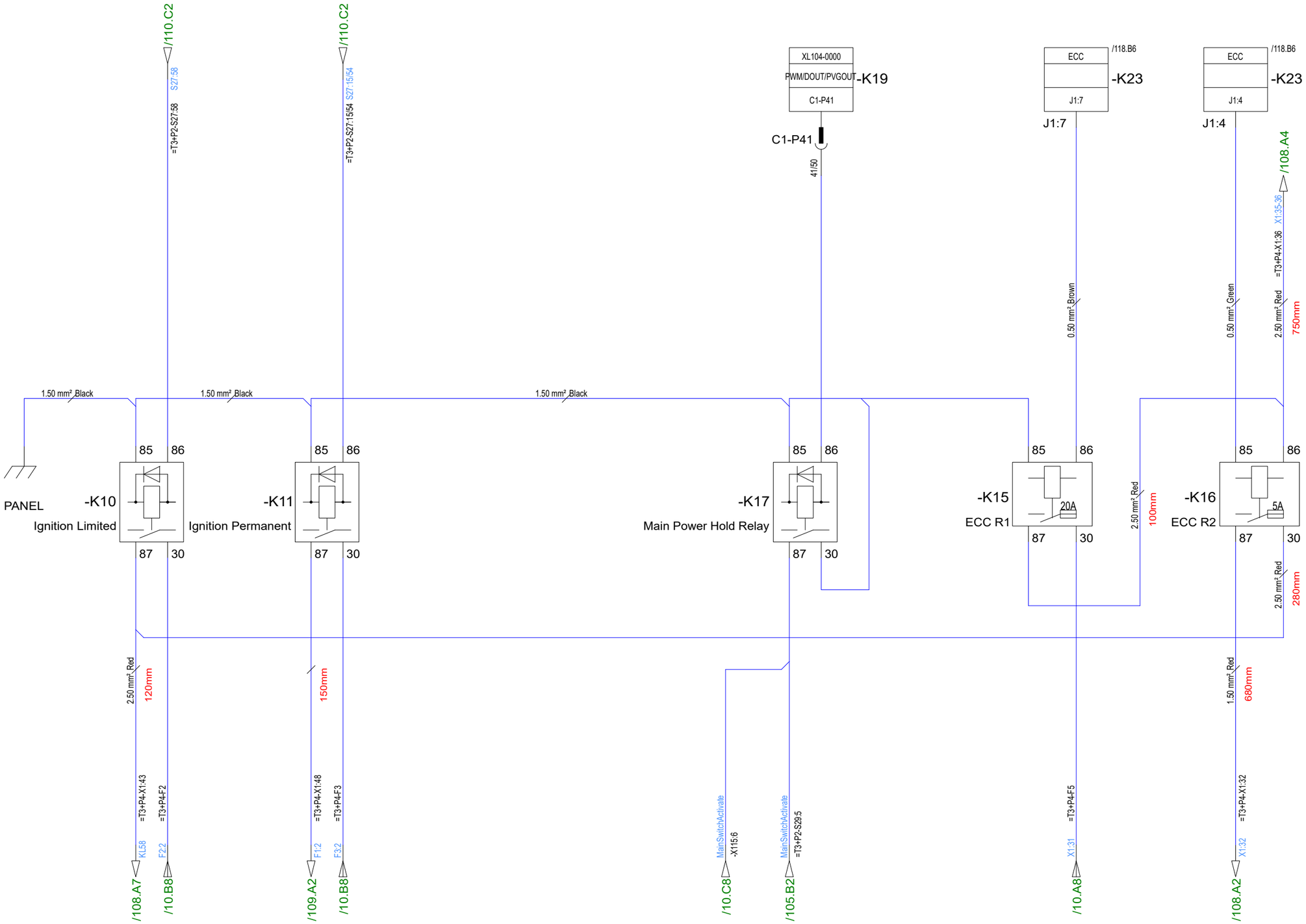

Rev	Note	Rev. date	Approved by

Terri 3 : Circuit Diagram

Drawing nr: 703074

Version	Current edition by	Current edition date
D	CV	2022-11-23

TERRI FOR ALL TERRAIN

Relays K10-K16

CIRCUIT DIAGRAM

Terri
0476-709790
www.terri.se

Approved by	
Approved date	
Designed by	CV
Date	2022-11-23

Sheet	Next	# sheets	Edition
102	103	36	D

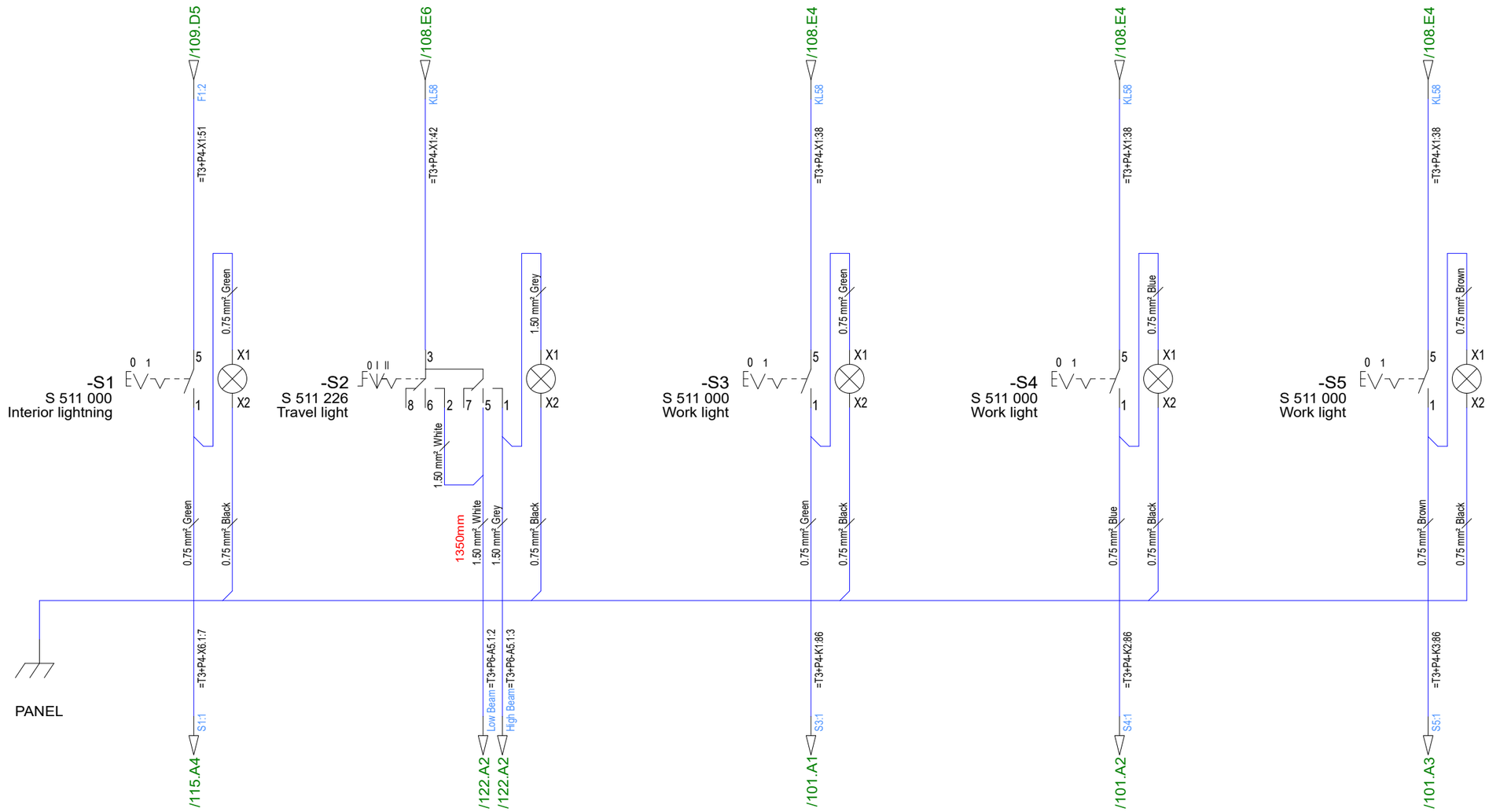

INTERIOR LIGHTNING

TRAVEL LIGHT

WORK LIGHTING
FRONT AND BACK

WORK LIGHTING
SIDES AND
[OPTIONAL BACK]

WORK LIGHTING
CAB SIDE DOWN AND
SIDES

SPARE

Rev	Note	Rev. date	Approved by

Terri 3 : Circuit Diagram

Drawing nr: 703074

Version	Current edition by	Current edition date
D	CV	2022-11-23

TERRI
FOR ALL TERRAIN

Switches S1-S5

CIRCUIT DIAGRAM

Terri
0476-709790
www.terri.se

Approved by	
Approved date	
Designed by	CV
Date	2022-11-23

Sheet	Next	# sheets	Edition
103	104	36	D

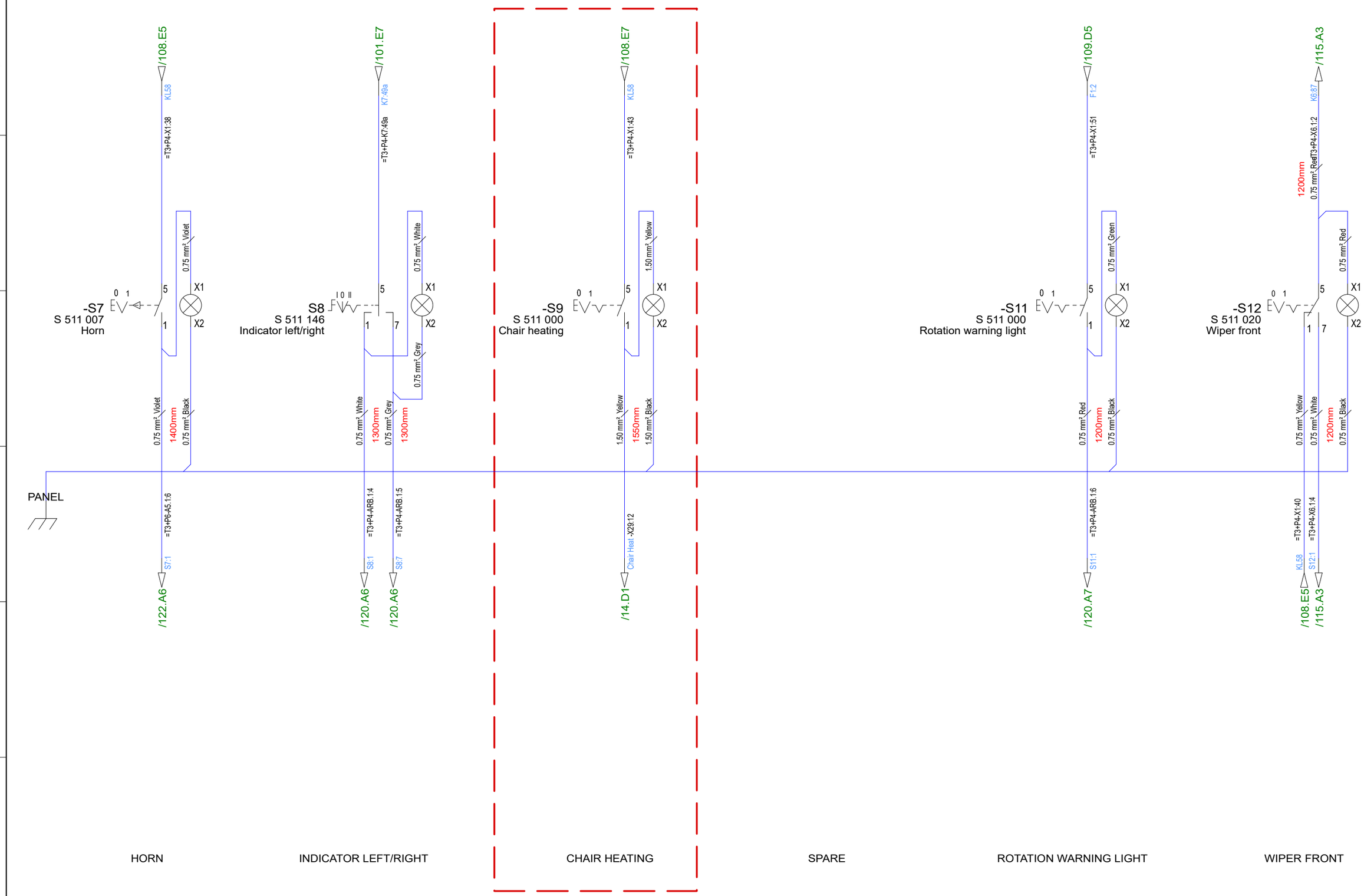

Rev	Note	Rev. date	Approved by

Terri 3 : Circuit Diagram

Drawing nr: 703074

Version	Current edition by	Current edition date
D	CV	2022-11-23

TERRI FOR ALL TERRAIN

Switches S7-S12

CIRCUIT DIAGRAM

Terri
0476-709790
www.terri.se

Approved by	
Approved date	
Designed by	CV
Date	2022-11-23

Sheet	Next	# sheets	Edition
104	105	36	D

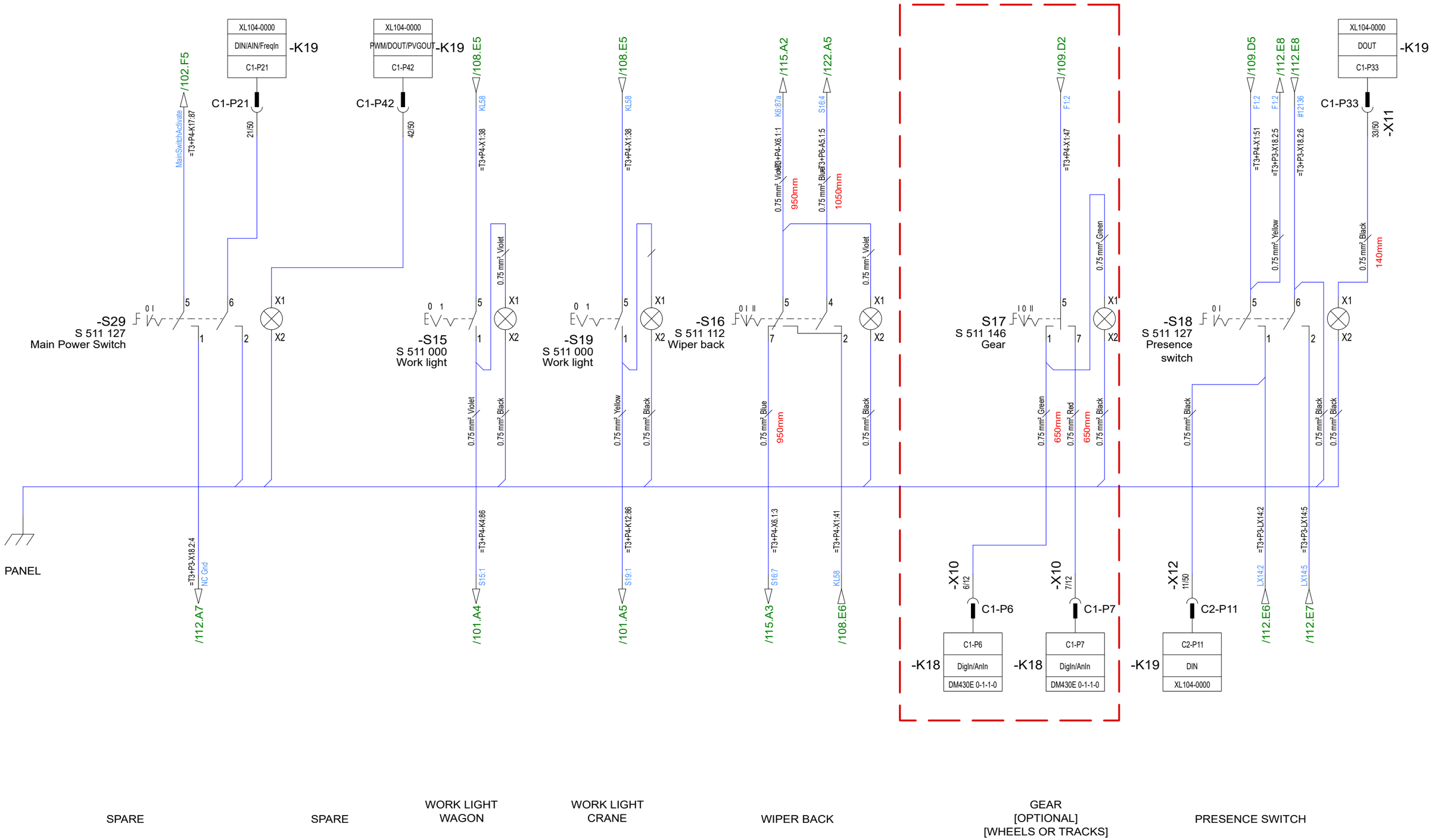

Rev	Note	Rev. date	Approved by

Terri 3 : Circuit Diagram

Drawing nr: 703074

Version	Current edition by	Current edition date
D	CV	2022-11-23

TERRI FOR ALL TERRAIN

Switches S15-S18

CIRCUIT DIAGRAM

Terri
0476-709790
www.terri.se

Approved by	
Approved date	
Designed by	CV
Date	2022-11-23

Sheet	Next	# sheets	Edition
105	106	36	D

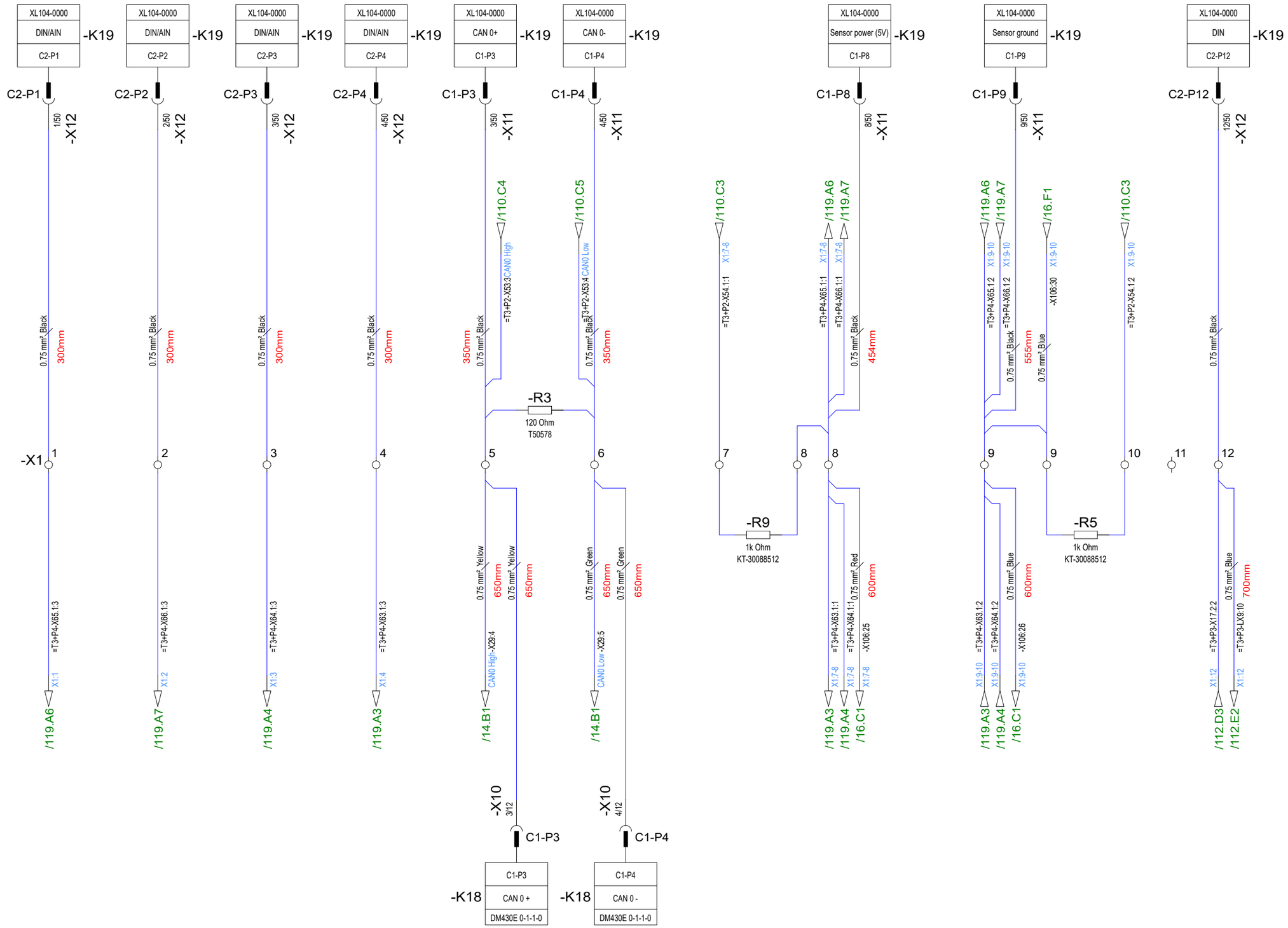

Terri 3 : Circuit Diagram

Drawing nr: 703074

Rev	Note	Rev. date	Approved by

Version	Current edition by	Current edition date
D	CV	2022-11-23

TERRI FOR ALL TERRAIN

X1 Terminal 1-12

CIRCUIT DIAGRAM

Terri
0476-709790
www.terri.se

Approved by	
Approved date	
Designed by	CV
Date	2022-11-23

Sheet	Next	# sheets	Edition
106	107	36	D

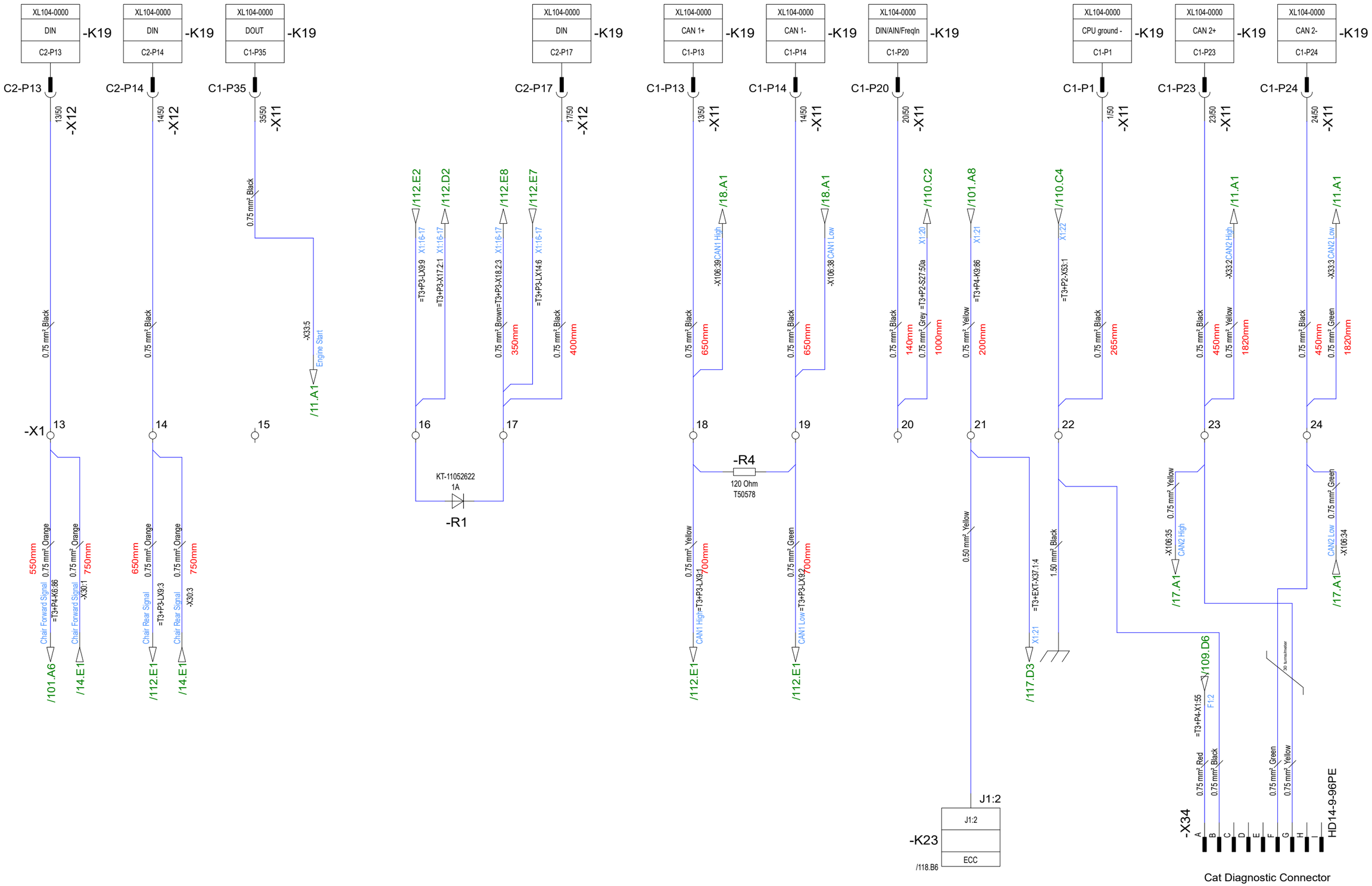

Rev	Note	Rev. date	Approved by

Terri 3 : Circuit Diagram

Drawing nr: 703074

Version	Current edition by	Current edition date
D	CV	2022-11-23

TERRI FOR ALL TERRAIN

X1 Terminal 13-24

CIRCUIT DIAGRAM

Terri
0476-709790
www.terri.se

Approved by	
Approved date	
Designed by	CV
Date	2022-11-23

Sheet	Next	# sheets	Edition
107	108	36	D

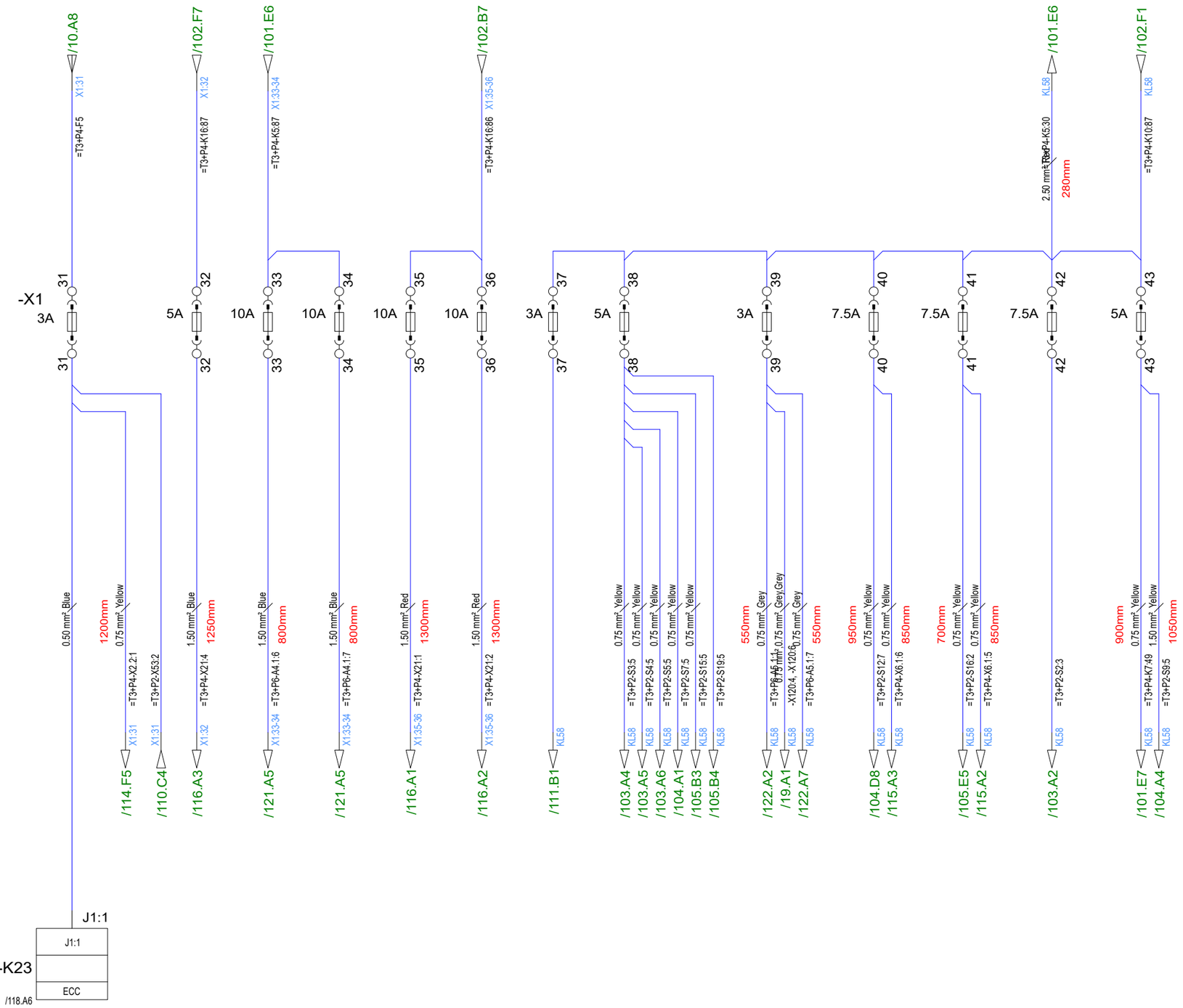

Terri 3 : Circuit Diagram

Drawing nr: 703074

Rev	Note	Rev. date	Approved by

Version	Current edition by	Current edition date
D	CV	2022-11-23

TERRI FOR ALL TERRAIN

X1 Fuses 31-43

CIRCUIT DIAGRAM

Terri
0476-709790
www.terri.se

Approved by	
Approved date	
Designed by	CV
Date	2022-11-23

Sheet	Next	# sheets	Edition
108	109	36	D

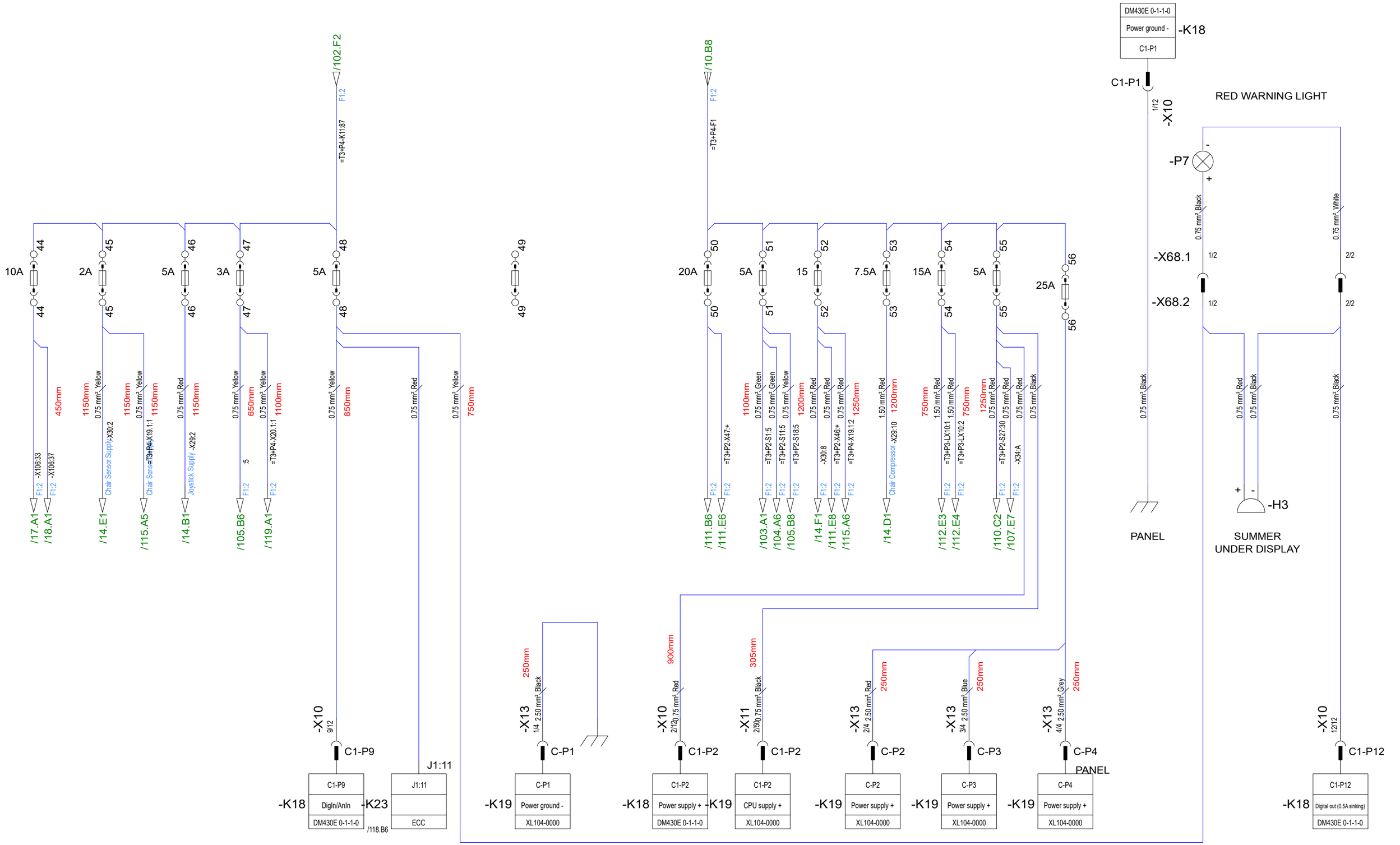

Rev	Note	Rev. date	Approved by

Terri 3 : Circuit Diagram

Drawing nr: 703074

Version	Current edition by	Current edition date
D	CV	2022-11-23

TERRI FOR ALL TERRAIN

X1 Fuses 44-55

CIRCUIT DIAGRAM

Terri
0476-709790
www.terri.se

Approved by	
Approved date	
Designed by	CV
Date	2022-11-23

Sheet	Next	# sheets	Edition
109	110	36	D

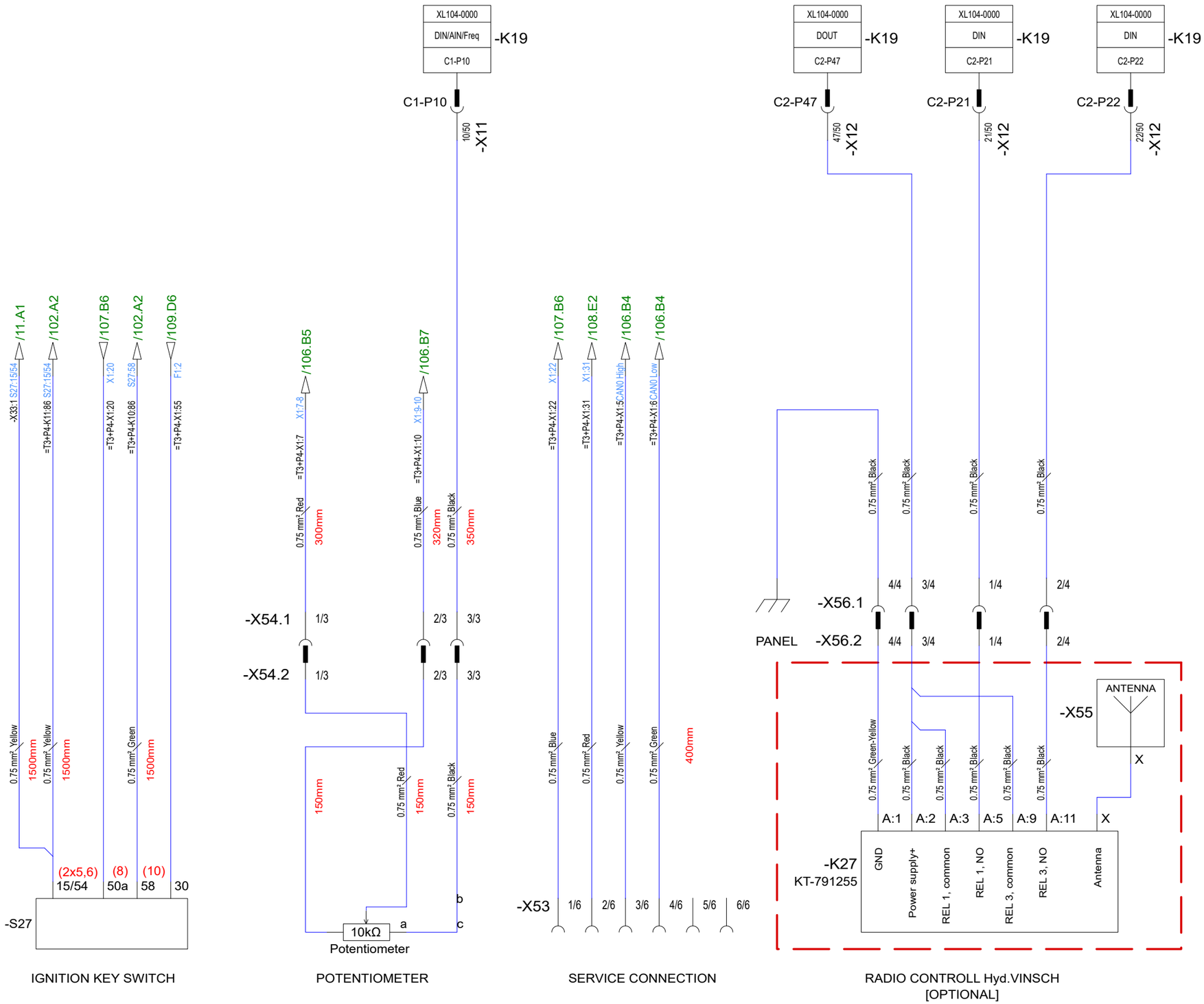

Rev	Note	Rev. date	Approved by

Terri 3 : Circuit Diagram

Drawing nr: 703074

Version	Current edition by	Current edition date
D	CV	2022-11-23

TERRI FOR ALL TERRAIN

Extras

CIRCUIT DIAGRAM

Terri
0476-709790
www.terri.se

Approved by	
Approved date	
Designed by	CV
Date	2022-11-23

Sheet	Next	# sheets	Edition
110	111	36	D

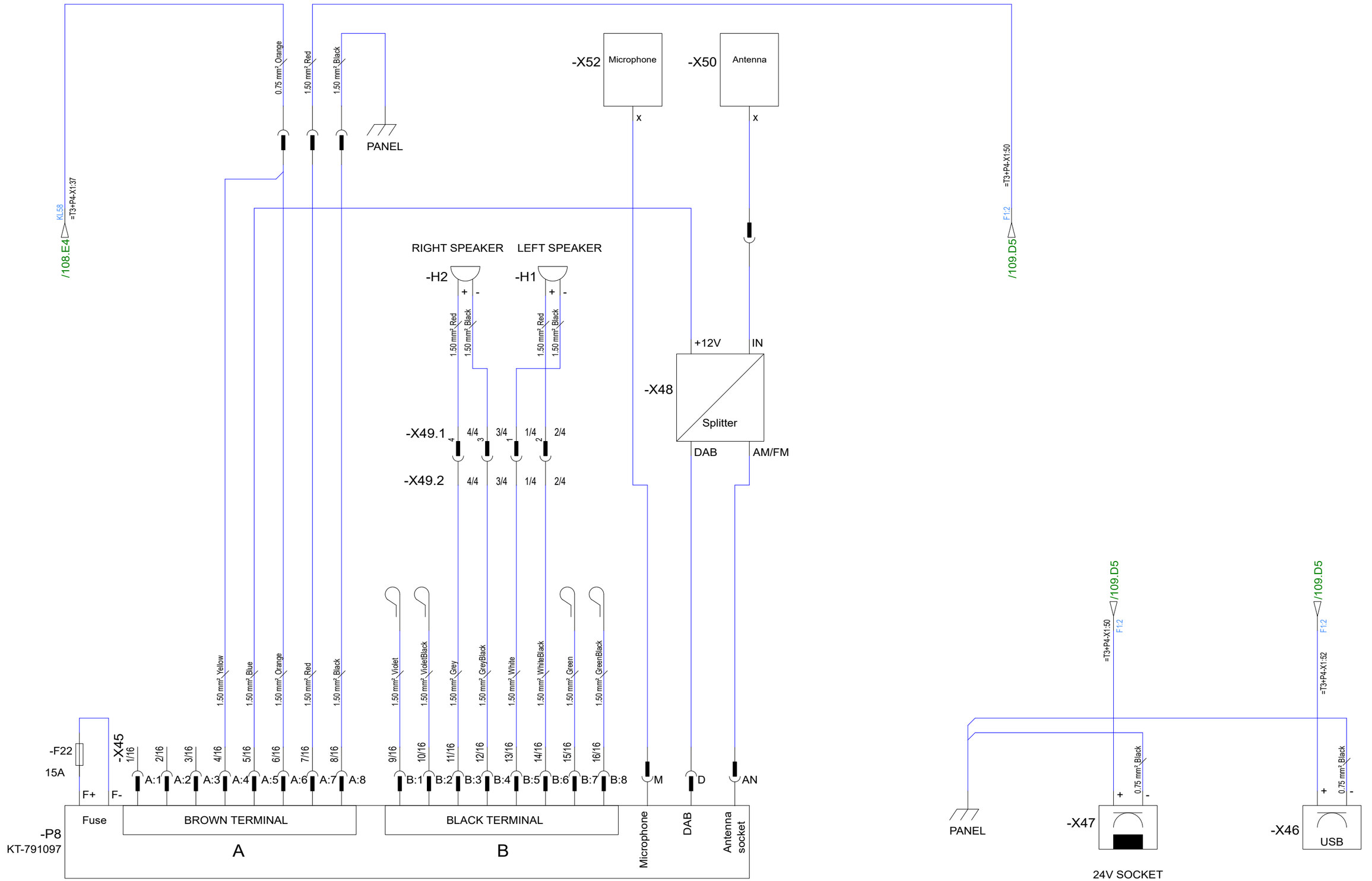

Rev	Note	Rev. date	Approved by

Terri 3 : Circuit Diagram

Drawing nr: 703074

Version	Current edition by	Current edition date
D	CV	2022-11-23

TERRI FOR ALL TERRAIN

Radio

CIRCUIT DIAGRAM

Terri
0476-709790
www.terri.se

Approved by	
Approved date	
Designed by	CV
Date	2022-11-23

Sheet	Next	# sheets	Edition
111	112	36	D

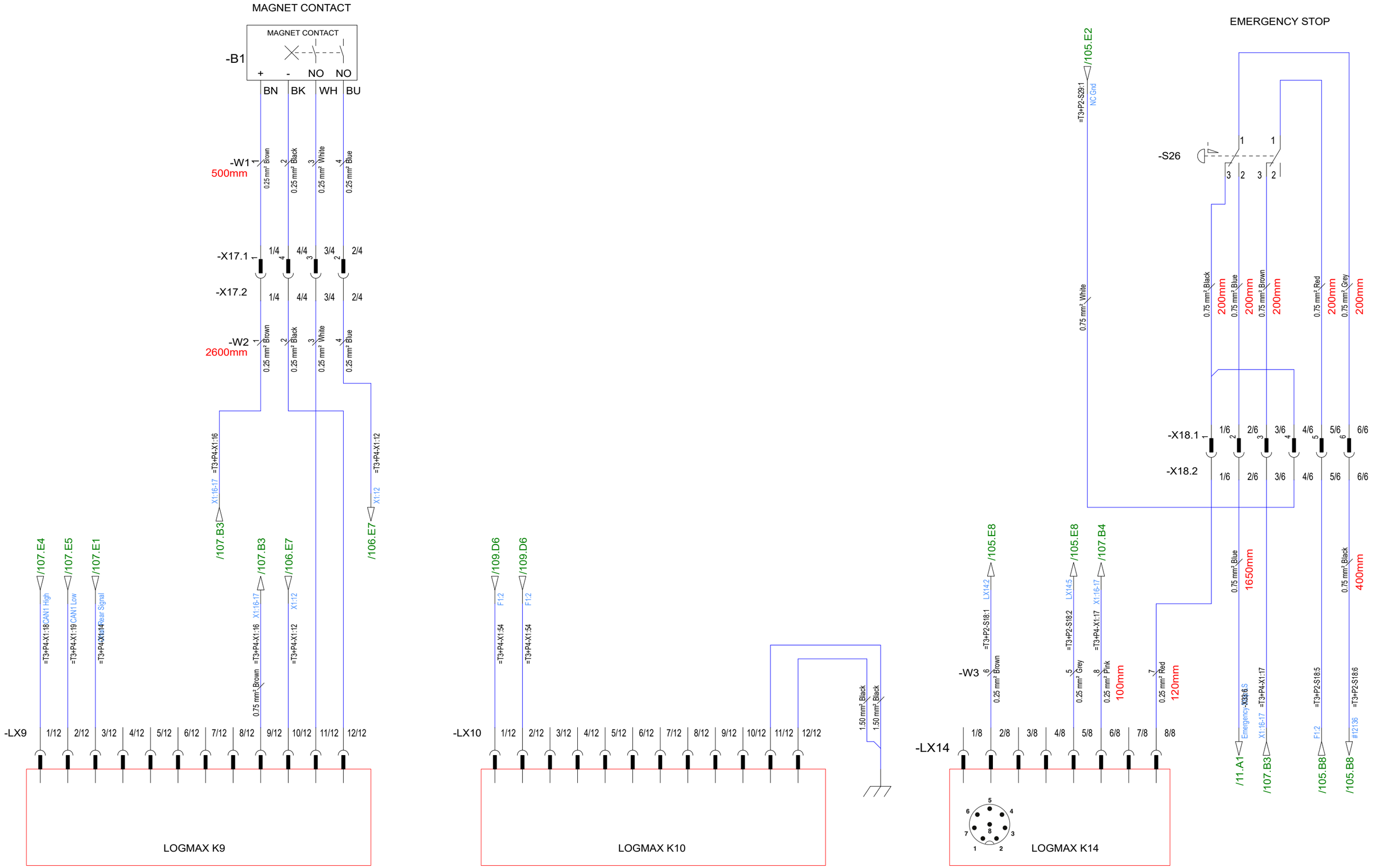

Rev	Note	Rev. date	Approved by

Terri 3 : Circuit Diagram

Drawing nr: 703074

Version	Current edition by	Current edition date
D	CV	2022-11-23

TERRI FOR ALL TERRAIN

LogMax K9,K10,K14

CIRCUIT DIAGRAM

Terri
0476-709790
www.terri.se

Approved by	
Approved date	
Designed by	CV
Date	2022-11-23

Sheet	Next	# sheets	Edition
112	113	36	D

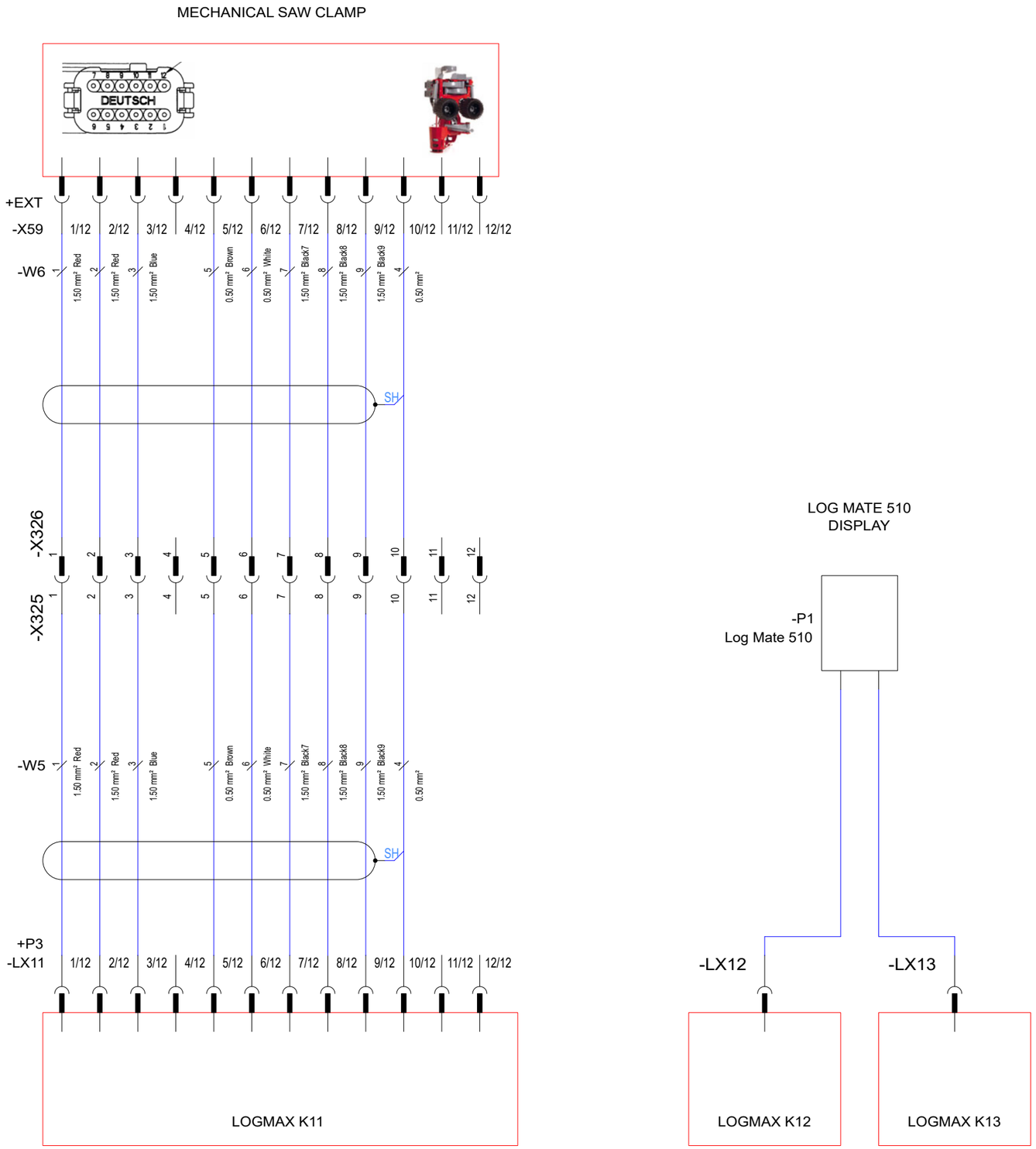

Rev	Note	Rev. date	Approved by

Terri 3 : Circuit Diagram

Drawing nr: 703074

Version	Current edition by	Current edition date
D	CV	2022-11-23

TERRI FOR ALL TERRAIN

LogMax K11,K12,K13

CIRCUIT DIAGRAM

Terri
0476-709790
www.terri.se

Approved by	
Approved date	
Designed by	CV
Date	2022-11-23

Sheet	Next	# sheets	Edition
113	114	36	D

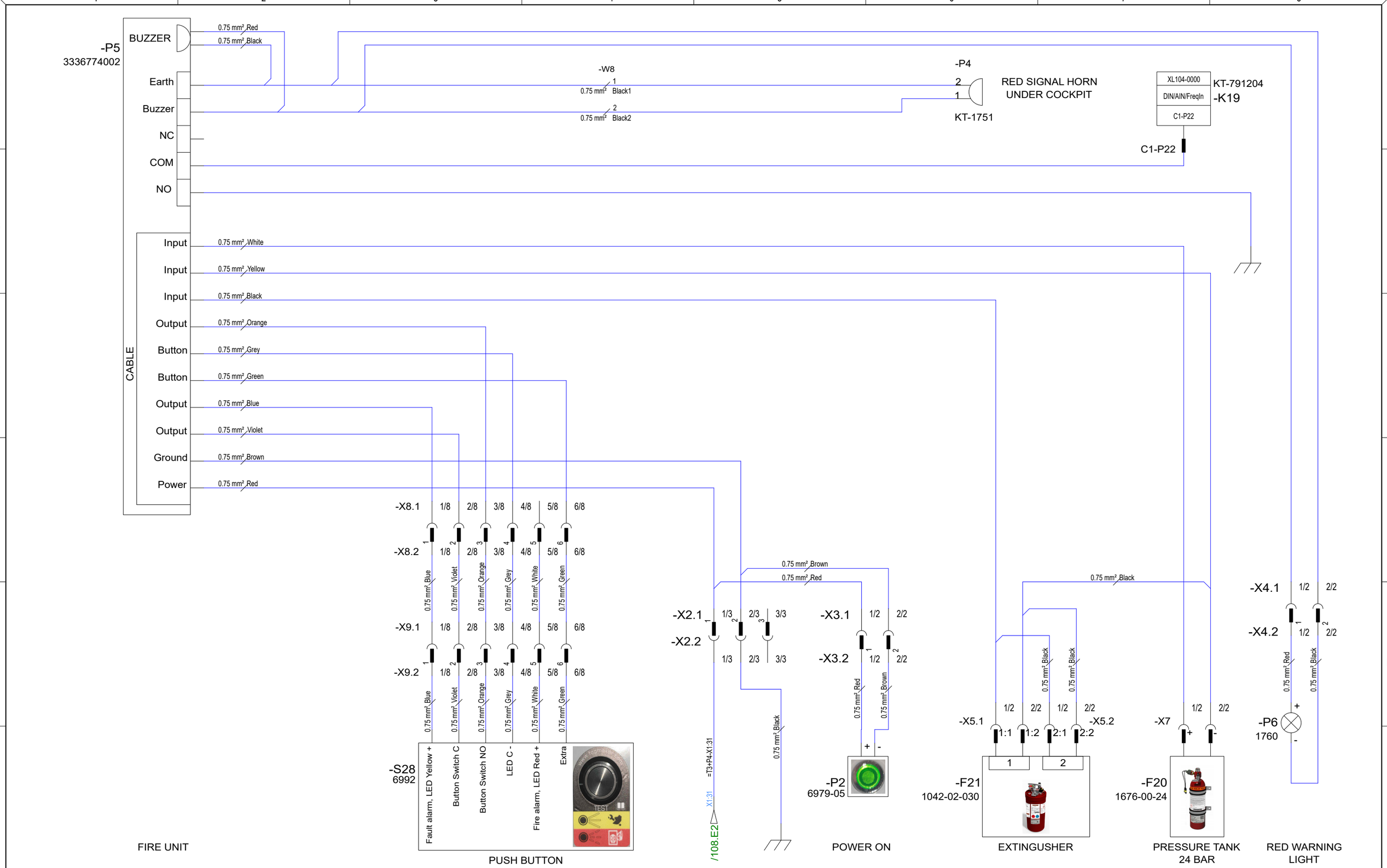

Terri 3 : Circuit Diagram

Drawing nr: 703074

Rev	Note	Rev. date	Approved by

Version	Current edition by	Current edition date
D	CV	2022-11-23

TERRI FOR ALL TERRAIN

FogMaker

CIRCUIT DIAGRAM

Terri
0476-709790
www.terri.se

Approved by	
Approved date	
Designed by	CV
Date	2022-11-23

Sheet	Next	# sheets	Edition
114	115	36	D

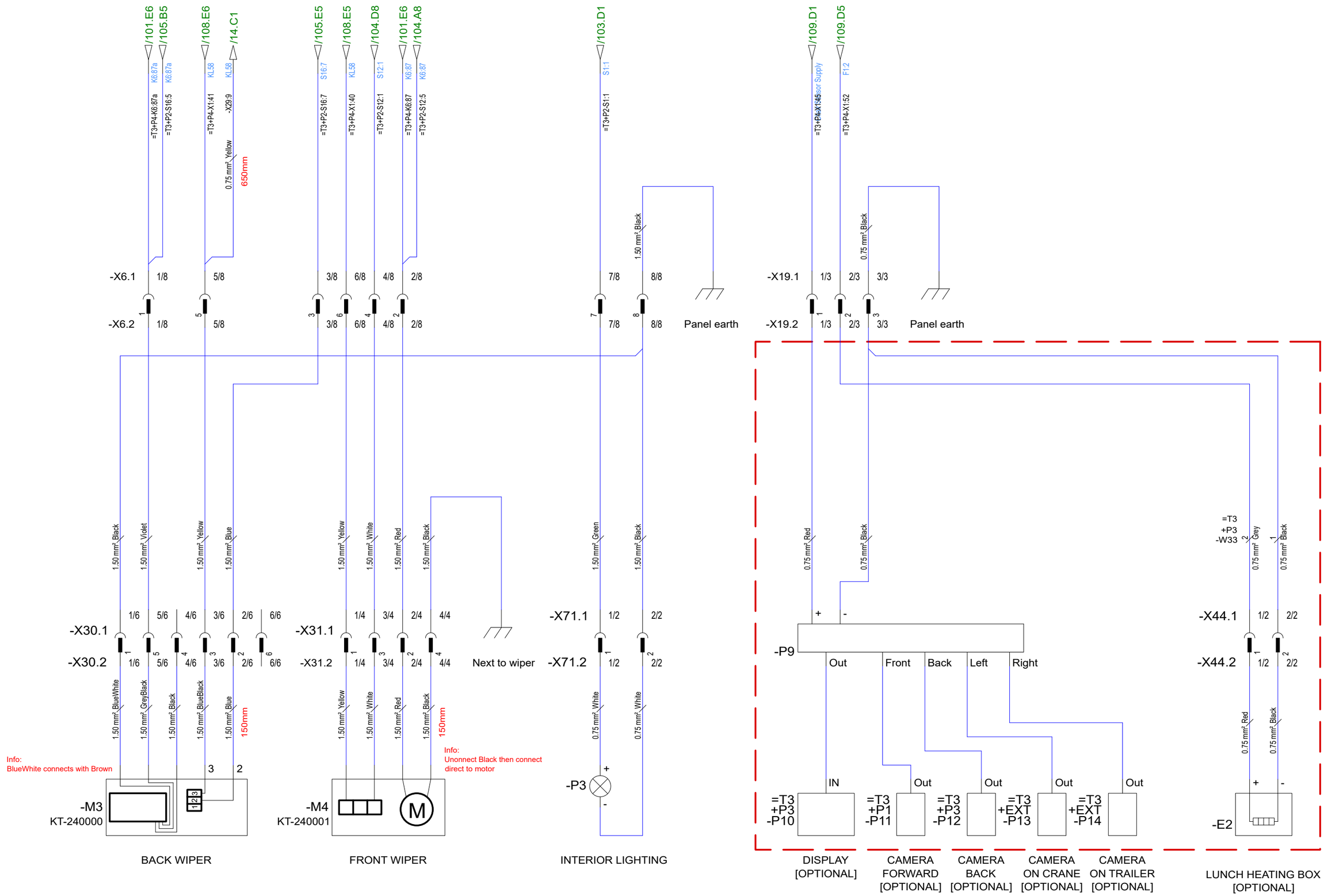

Rev	Note	Rev. date	Approved by

Terri 3 : Circuit Diagram

Drawing nr: 703074

Version	Current edition by	Current edition date
D	CV	2022-11-23

TERRI FOR ALL TERRAIN

Whiper and Cameras

CIRCUIT DIAGRAM

Terri
0476-709790
www.terri.se

Approved by	
Approved date	
Designed by	CV
Date	2022-11-23

Sheet	Next	# sheets	Edition
115	116	36	D

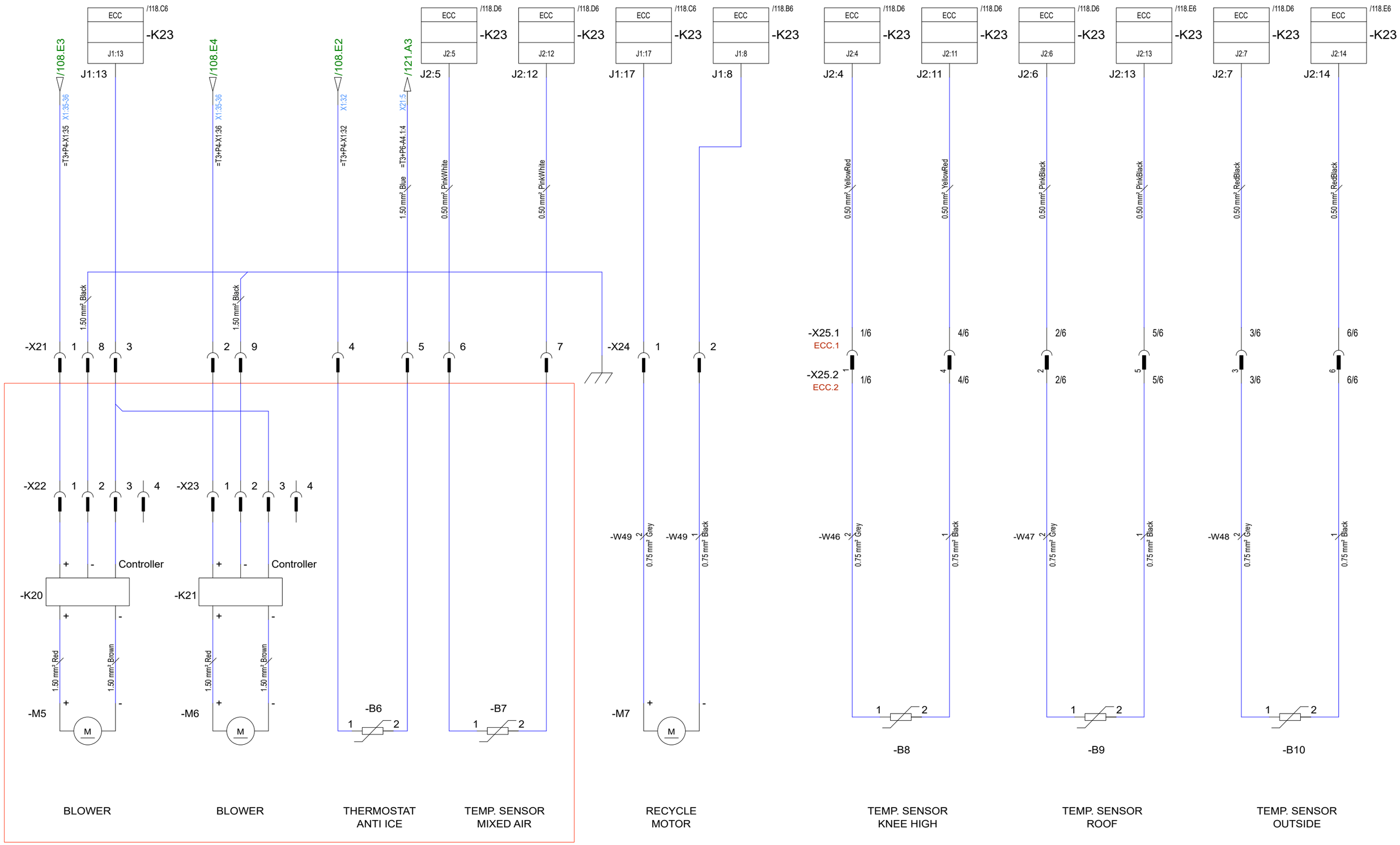

Rev	Note	Rev. date	Approved by

Terri 3 : Circuit Diagram

Drawing nr: 703074

Version	Current edition by	Current edition date
D	CV	2022-11-23

TERRI FOR ALL TERRAIN

HVAC Actuators

CIRCUIT DIAGRAM

Terri
0476-709790
www.terri.se

Approved by	
Approved date	
Designed by	CV
Date	2022-11-23

Sheet	Next	# sheets	Edition
116	117	36	D

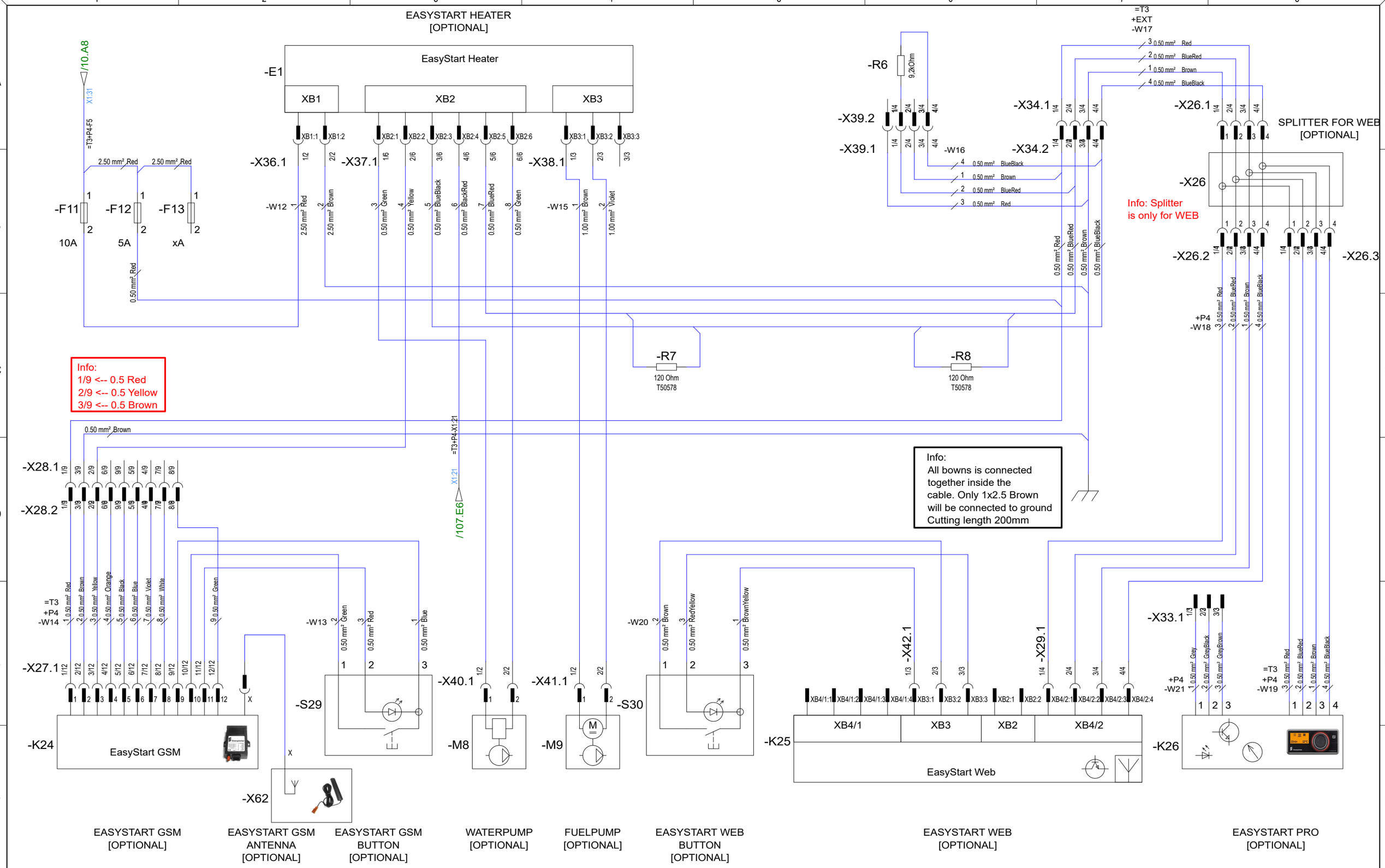

Rev	Note	Rev. date	Approved by

Terri 3 : Circuit Diagram

Drawing nr: 703074

Version	Current edition by	Current edition date
D	CV	2022-11-23

TERRI FOR ALL TERRAIN

Webasto

CIRCUIT DIAGRAM

Terri
0476-709790
www.terri.se

Approved by	
Approved date	
Designed by	CV
Date	2022-11-23

Sheet	Next	# sheets	Edition
117	118	36	D

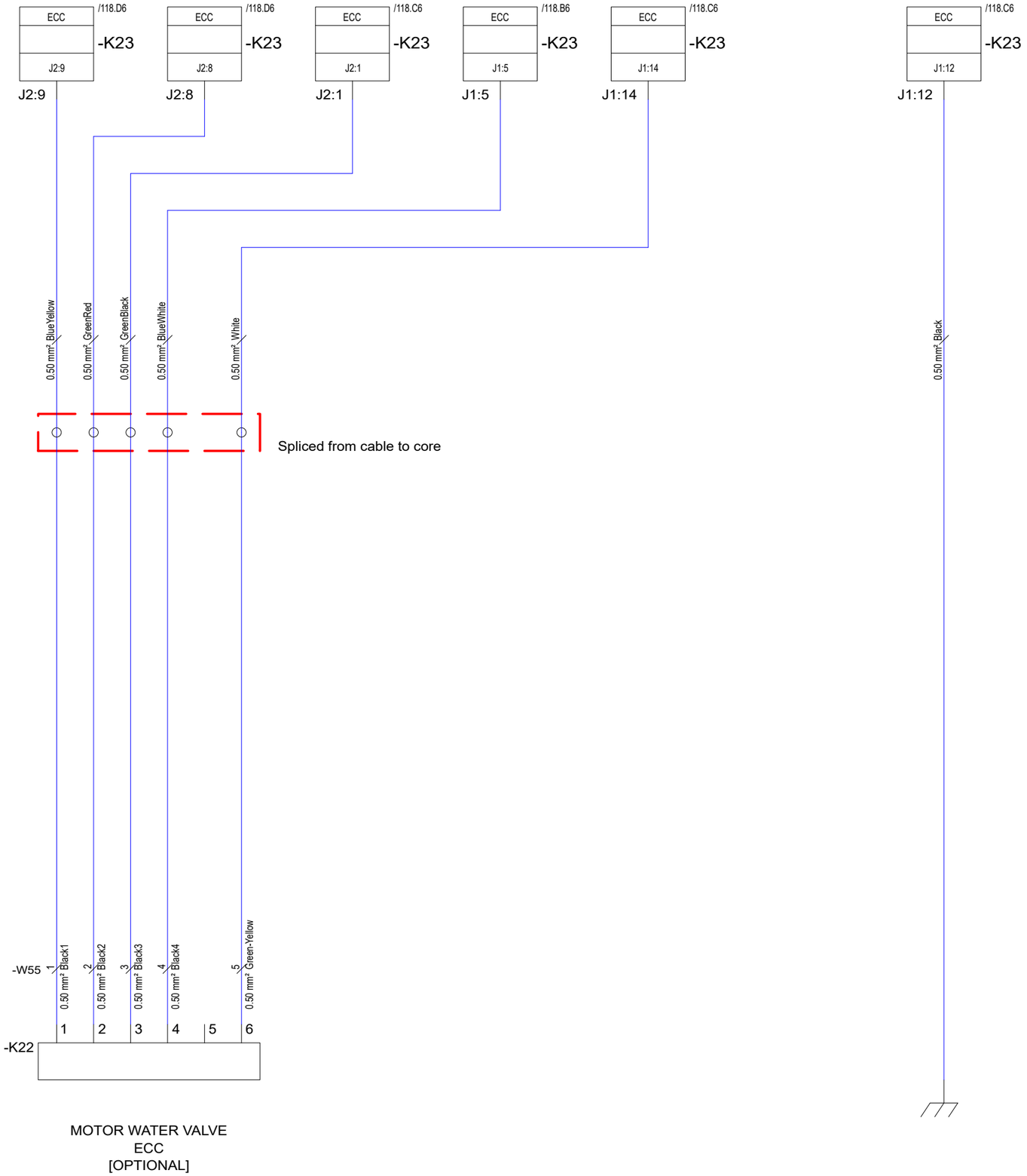

-K23
8003090
ECC, CONTROL UNIT 8003090

J1			
1	J1-1	/108.F2	(3A)
2	J1-2	/107.F6	(10mA)
3	J1-3		
4	J1-4	/102.A7	
5	J1-5	/118.A3	
6	J1-6		
7	J1-7	/102.A6	
8	J1-8	/116.A5	(300mA)
9	J1-9		
10	J1-10		
11		/109.F3	(10mA)
12	J1-12	/118.A5	(3A)
13	J1-11 J1-13	/116.A1	(0-5V)
14	J1-14	/118.A4	(1A)
15	J1-15		
16	J1-16		
17	J1-17	/116.A4	(300mA)
18	J1-18		
19	J1-19		
20	J1-20		
J2			
1	J2-1	/118.A2	
2	J2-2		
3	J2-3		
4	J2-4	/116.A6	
5	J2-5	/116.A3	
6	J2-6	/116.A7	
7	J2-7	/116.A8	
8	J2-8	/118.A2	
9	J2-9	/118.A1	
10	J2-10		
11	J2-11	/116.A6	
12	J2-12	/116.A4	
13	J2-13	/116.A7	
14	J2-14	/116.A8	

J1

11	1
12	2
13	3
14	4
15	5
16	6
17	7
18	8
19	9
20	10

J2

8	1
9	2
10	3
11	4
12	5
13	6
14	7

Rev	Note	Rev. date	Approved by

Terri 3 : Circuit Diagram
Drawing nr:703074

Version	Current edition by	Current edition date
D	CV	2022-11-23

FOR ALL TERRAIN

ECC

CIRCUIT DIAGRAM

Terri
0476-709790
www.terri.se

Approved by	
Approved date	
Designed by	CV
Date	2022-11-23

Sheet	Next	# sheets	Edition
118	119	36	D

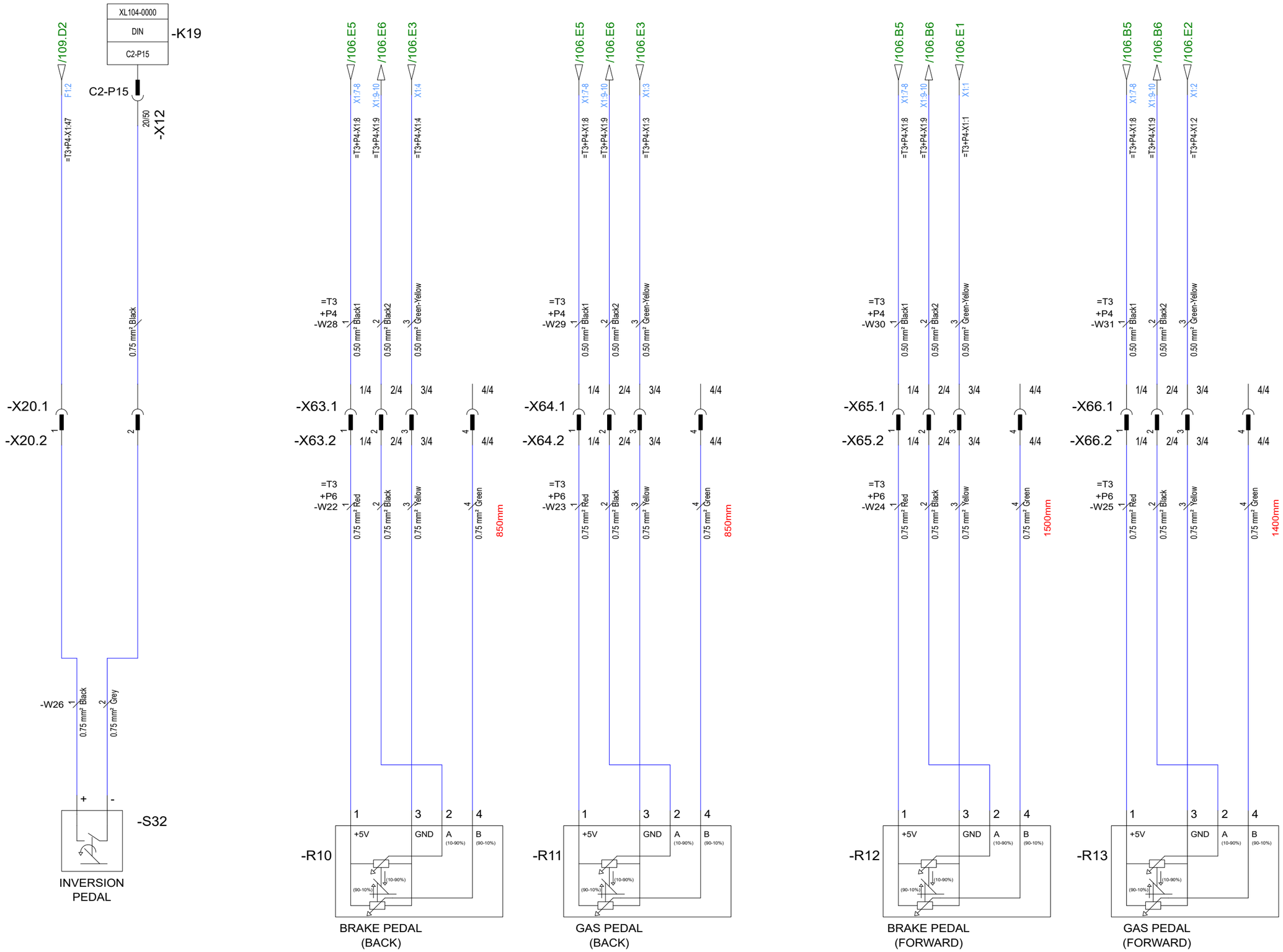

Rev	Note	Rev. date	Approved by

Terri 3 : Circuit Diagram

Drawing nr: 703074

Version	Current edition by	Current edition date
D	CV	2022-11-23

TERRI FOR ALL TERRAIN

Pedals

CIRCUIT DIAGRAM

Terri
0476-709790
www.terri.se

Approved by	
Approved date	
Designed by	CV
Date	2022-11-23

Sheet	Next	# sheets	Edition
119	120	36	D

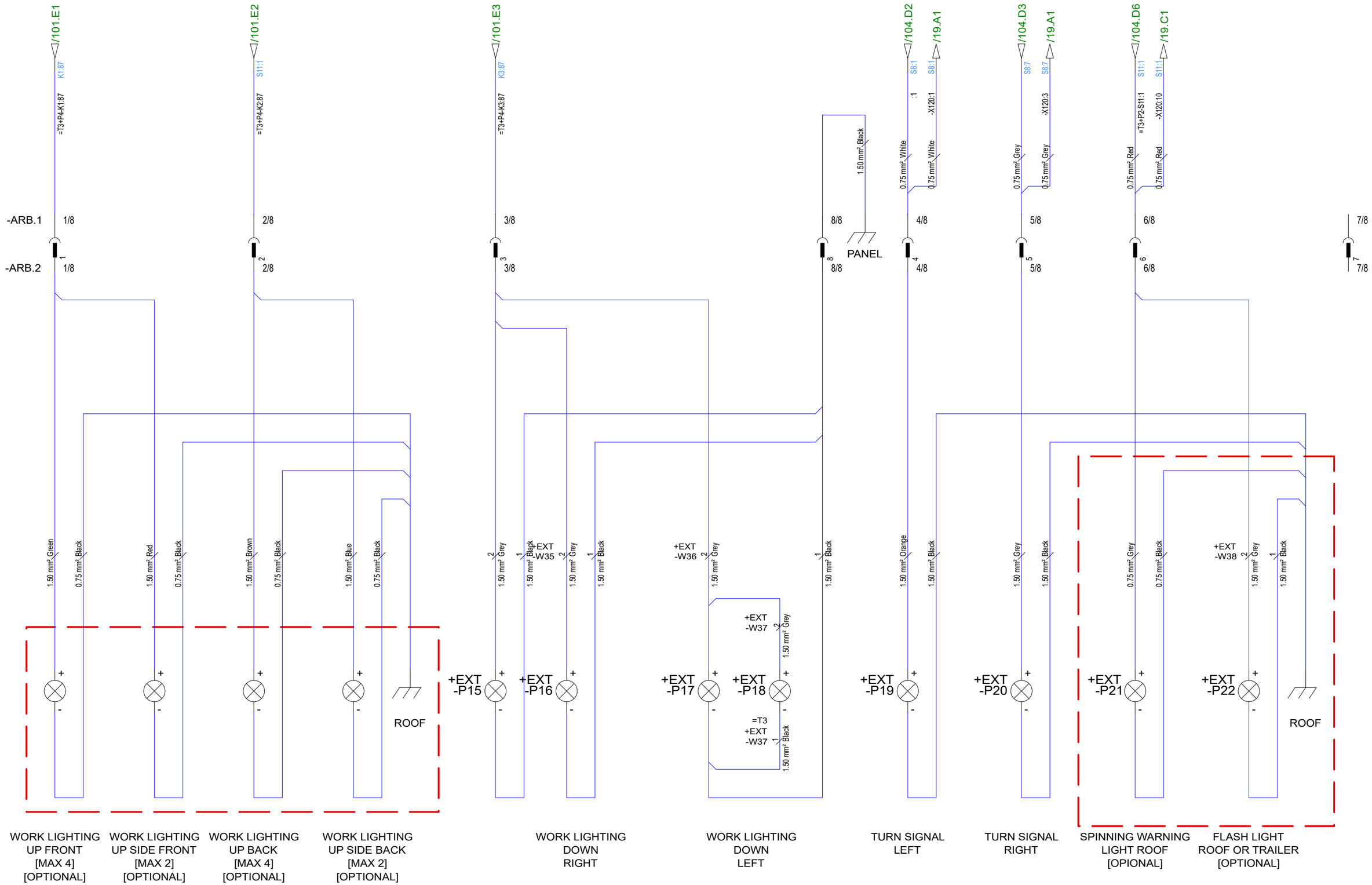

Rev	Note	Rev. date	Approved by

Terri 3 : Circuit Diagram

Drawing nr: 703074

Version	Current edition by	Current edition date
D	CV	2022-11-23

TERRI FOR ALL TERRAIN

Work Lights

CIRCUIT DIAGRAM

Terri
0476-709790
www.terri.se

Approved by	
Approved date	
Designed by	CV
Date	2022-11-23

Sheet	Next	# sheets	Edition
120	121	36	D

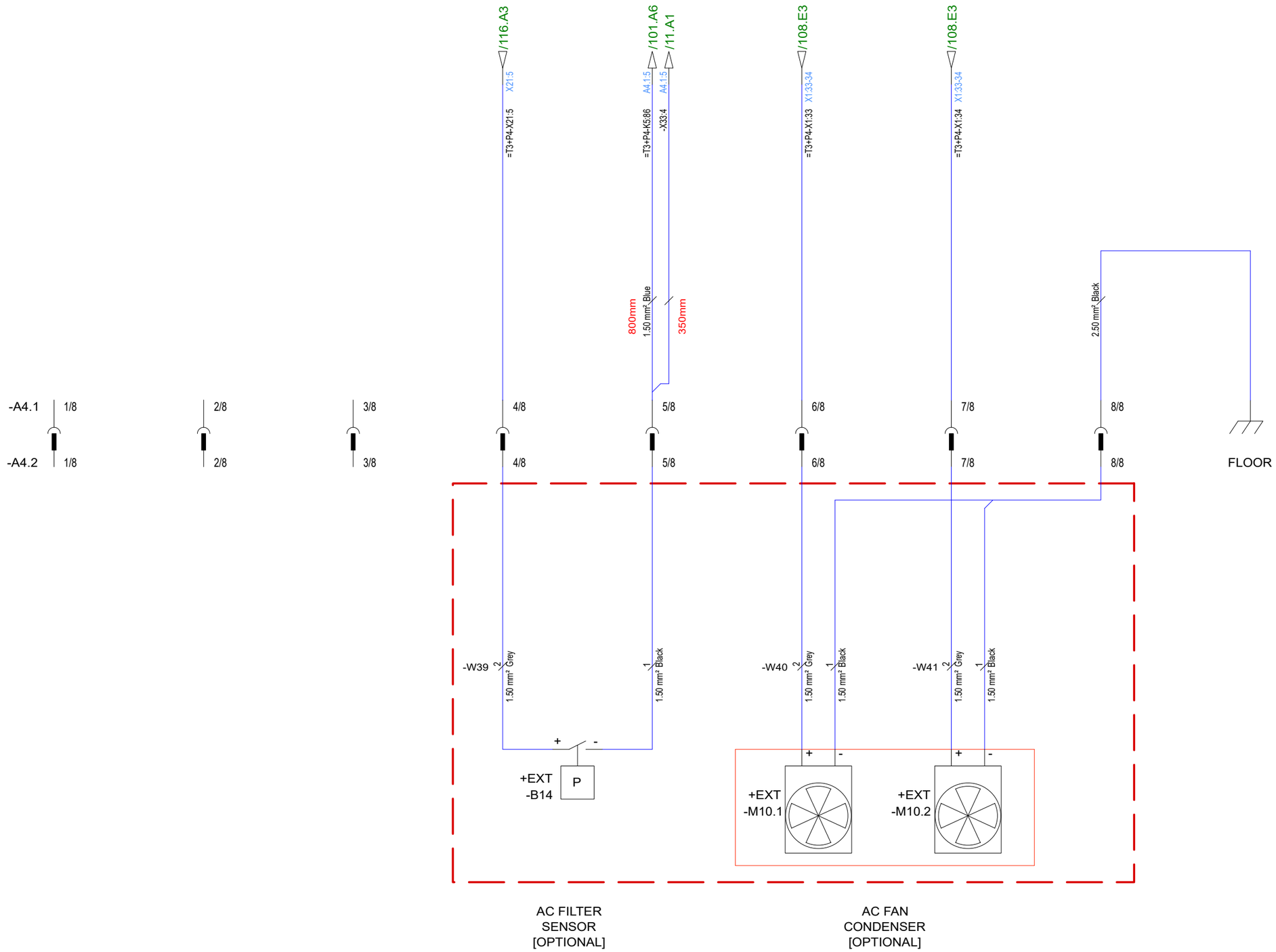

Rev	Note	Rev. date	Approved by

Terri 3 : Circuit Diagram

Drawing nr: 703074

Version	Current edition by	Current edition date
D	CV	2022-11-23

TERRI FOR ALL TERRAIN

Condensor

CIRCUIT DIAGRAM

Terri
0476-709790
www.terri.se

Approved by	
Approved date	
Designed by	CV
Date	2022-11-23

Sheet	Next	# sheets	Edition
121	122	36	D

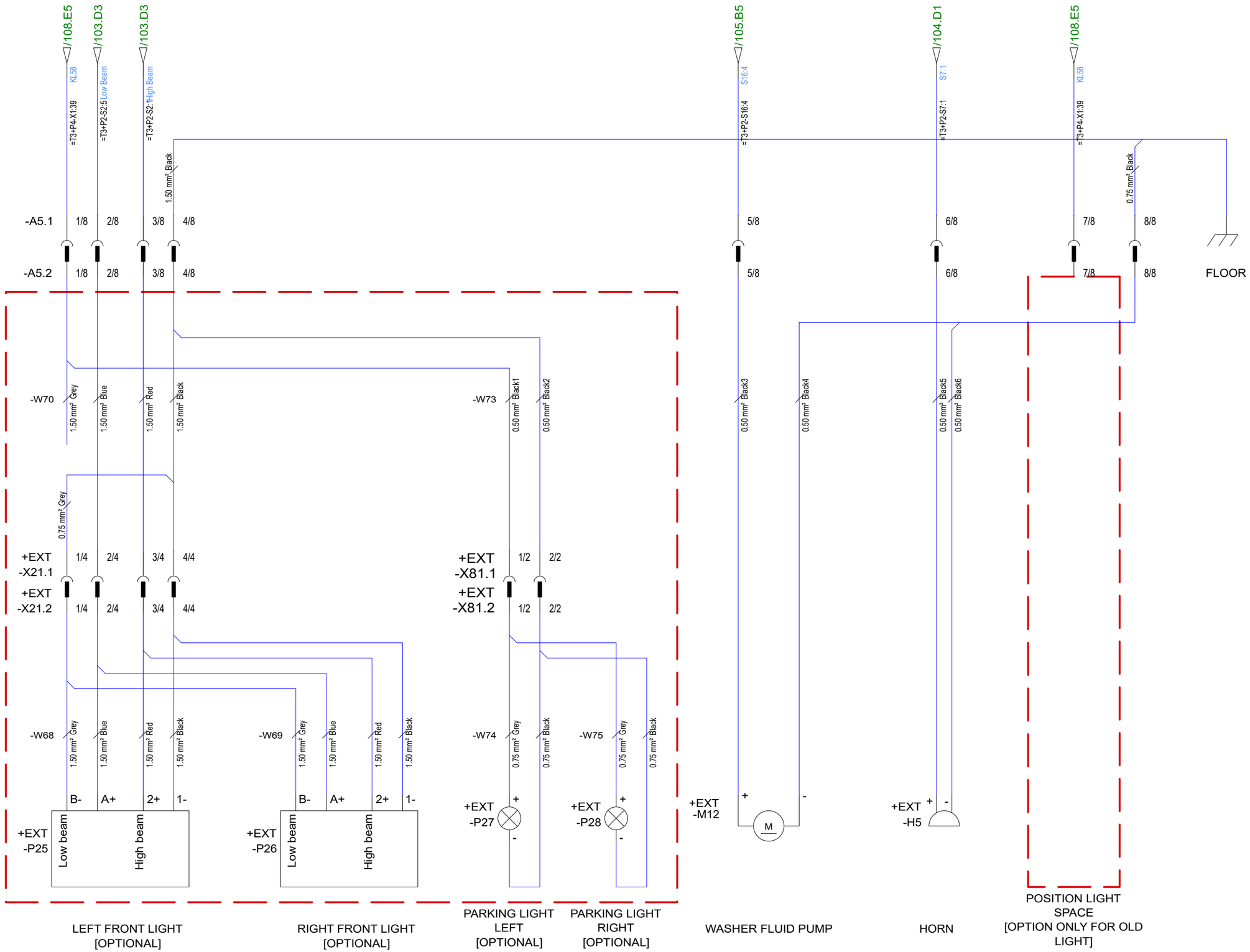

Rev	Note	Rev. date	Approved by

Terri 3 : Circuit Diagram

Drawing nr: 703074

Version	Current edition by	Current edition date
D	CV	2022-11-23

TERRI FOR ALL TERRAIN

Travel Lights

CIRCUIT DIAGRAM

Terri
0476-709790
www.terri.se

Approved by	
Approved date	
Designed by	CV
Date	2022-11-23

Sheet	Next	# sheets	Edition
122	-	36	D