

TERRI 3CW
Wheeled combi

TERRI
FOR ALL TERRAIN



TERRI 3CW

Wheeled combi



Terri 3CW is a powerful combi machine that switches from harvester to forwarder and vice versa in just 15 minutes.

It is therefore ideal if you need an efficient forestry machine with the greatest flexibility. Harvesting and forwarding with the same machine provides both time efficiency and financial benefit.

Focus on driver comfort

The work environment in Terri 3CW is top of the class in many ways and can be compared with large forestry machines. The spacious and airy cabin has been considered down to the smallest detail and adapted for long shifts. The indoor climate is regulated with a fully automatic climate control system that ensures both comfortable air circulation and the right temperature.

As the driver, you will sit comfortably in an ergonomically designed

chair and have a perfect overview of the working area thanks to the machine's large wrap-around wind-screens. The machine's lighting is intelligently placed so that work can take place at all hours of the day.

The machine has a fantastic ability to negotiate difficult terrain. Eight wheels ensure high degree of ground contact, which is ideal for both traction and driver comfort. All wheels are drive wheels, which provides major benefits in terrain that is hilly or has low bearing


capacity. When driving over logs and rocks, the experience in the cabin is less bumpy and rough thanks to the fact that it rests on double pairs of wheels.

The stability is extremely good, whether you are harvesting or forwarding. This is down to the powerful midjoint lock, which ensures stability during crane work.

Terri 3CW is a machine to thrive in, both when driving and when working, in all seasons.



We want you to feel comfortable when sitting in a Terri cab. Every detail of this has been carefully studied to ensure every working day feels comfortable and rewarding.



Switch over in 15 minutes

Terri 3CW is a high-performance combi machine. You can switch the machine from harvester to forwarder or vice versa in just 15 minutes.

Terri 3CW is most efficient for smaller scale forestry where the same machine is sufficient for both harvesting and forwarding.

Fantastic ground clearance

Terri 3CW has a 70-centimetre ground clearance, which is the same level as in the largest forestry machines. This affects and facilitates the everyday driving experience considerably.

Fully automatic optimal traction

In the Terri 3CW, the Terri Automatic Wheel System (AWS) has replaced the old differential lock as standard. Compared with a traditional differential lock, it is fully automatic. The machine

detects when the system should be active or not in order to ensure optimal traction. This makes driving smoother and more comfortable, but it also has a positive effect on fuel consumption.

Terri AWS is our own innovation. Compared with previous technology, it is more distinctive and generates more power to each wheel. Put simply, this results in better traction and power and the power being used where it is needed most, which is clearly noticeable on steep terrain or ground with poor bearing capacity.

Low service costs

A number of smart solutions save time on daily maintenance and ongoing service. Accessibility is extremely good when servicing the engine compartments, and the engine oil can be checked without having to open the bonnet.

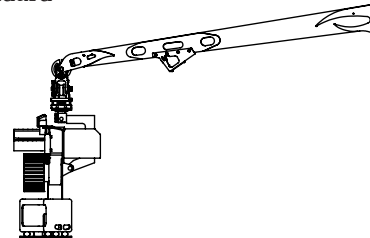
Fuel-efficient engine

The engine is designed based on the conditions and requirements that pertain to a forestry machine.

We have increased the cylinder volume to 3.6 litres and by doing so have achieved a higher torque, making the machine powerful even at low speeds. The result is an engine that is more fuel-efficient than its predecessors.

24-volt electrical system

As one of the few manufacturers in this machine class, we have designed Terri 3CW with a 24-volt electrical system. That is actually not so unusual – we are just following the industry standard – but the benefits are huge. When the machine is in operation and the electrical system requires high power, you get a more stable and secure power supply with 24 volts. It is also less sensitive to power surges. We are also throwing into the bargain the fact that it is easier to start.



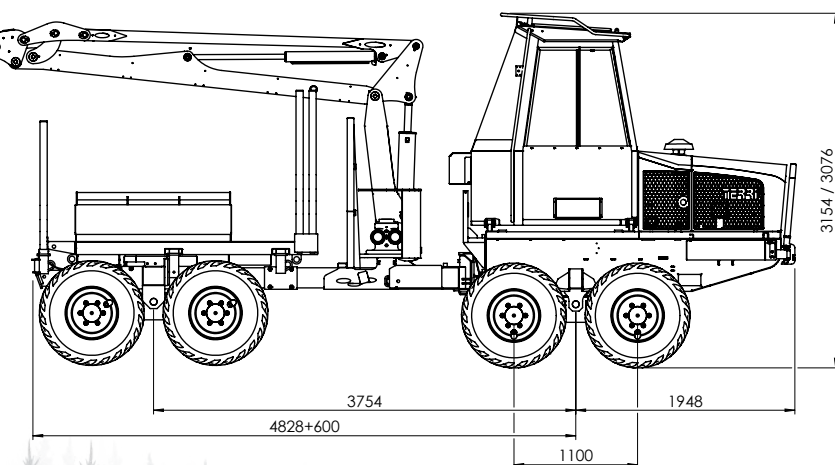
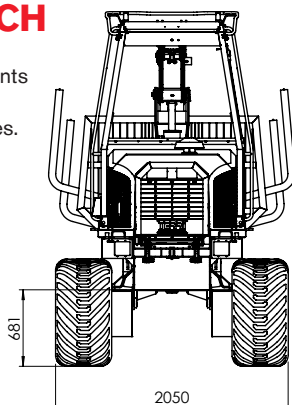
TERRI | AUTOMATIC
AWS | WHEEL
SYSTEM



The HSP Grip 015 and Log Max LM2000T are standard equipment in the machine.

DIMENSION SKETCH

External dimensions and measurements are based on the base machine. All measurements are given in millimetres.



TECHNICAL DATA

Diesel engine	CAT 3.6
Power	55.4 kW
Number of cylinders	4
Torque	424 Nm/1,200 rpm
Diesel tank volume	100 l
Transmission	Fully hydraulic
Max. steering angle	45°
Gears	1, 2, 3 and reverse
Max. speed	18 km/h
Wheel dimension	500/50 x 17
Hydraulic system	Danfoss
Tank volume	120 l
Pump capacity	130 cc
Electrical system	24 V
Battery	2x12 V/100 Ah
Generator	100 A
Crane	Mowi
Model	P40
Lifting torque	37 kNm
Slewing torque	12 kNm
Slewing arc	360°
Reach	6.2 m
Harvester head	Log Max
Model	LM 2000T
Feed rate	3.1/4.0 m/sec
Feed force	14.9 kN
Number of feed wheels	2
Max. opening	330 mm
Chassis	
Service weight	8,300 kg
Length, standard	6,600–7,200 mm
Length, extra long	
Width	2,050 mm
Highest height	3,100/3,180 mm
Ground clearance	700 mm
Loading area	2–2.45 m ²

Terri reserves the right to make technical changes.



WE MANUFACTURE FOR SUSTAINABLE FORESTRY

As a manufacturer of modern forestry machines, we play a decisive role that includes great responsibility for the future and sustainable forestry.

That is why Terri 3CW was developed based on three basic requirements: it should be gentle to nature, it should be a comfortable workplace for the driver and it must obviously have the right properties

to make it efficient in forestry work. Thanks to its low ground pressure, Terri 3CW causes minimal ground damage. The machine's weight with a full load is distributed over eight wheels, and if you want to strengthen the traction and reduce the ground pressure further, the machine can be supplemented with tracks or chains.

If you choose a Terri 3CW as your future workplace, you will get a machine that you can really rely on. The work is performed efficiently and rationally, and always with great respect for the riches of the forest.

Welcome to the Terri family!



YOUR MACHINE - YOUR WISHES

When buying a Terri, you have many options for putting your own stamp on the machine. Among these, you will find a multitude of smart options that you can have fitted and installed. Read more in our catalogue at terri.se or contact our sellers for more information.

Terri develops and manufactures powerful machines for professional and sustainable forestry that are specially adapted for stand-operative thinning. The model programme is characterised by compact machines with low ground pressure for gentle and efficient work.

Terri is a brand under Alifing i Älmhult AB, which in turn is part of the Inev Group with sales of SEK 1.3 billion. The machines are built in Älmhult, in the Swedish region of Småland with the forest right on its doorstep.

The group has its own development, design and manufacture of hydraulic cylinders and cabins, among other things. Extensive knowledge and many years of experience within the Inev Group provide a solid foundation for its ongoing development work.