

**TERRI 3CT**  
Tracked combi

**TERRI**  
FOR ALL TERRAIN



# TERRI 3CT

## Tracked combi

Two for the price of one. With a Terri 3CT you get to experience the best of two forestry machines all in one package.

Harvest in the morning and forward after lunch. In just 15 minutes you can reassemble the machine from felling to forwarding and get on with the next job. Sometimes that Småland ingenuity knows no bounds...

### Focus on driver comfort

When getting into the cabin of a Terri 3CT, you will be struck by how spacious it is. And well equipped. Our cabins are adapted for long working days with technology and amenities adapted accordingly.

Everything has been sketched and studied down to the smallest detail so it is no surprise that our cabins are often compared to larger forestry machines. The beauty is that in addition to this, you can choose various equipment packages for

even better comfort and productivity.

The chair is ergonomically designed, and as a driver you have a perfect overview of the working area thanks to large wrap-around windscreens. The fully automatic climate control system ensures comfortable air circulation and the right temperature every month of the year. The location of the lighting has been studied carefully, which means that you can harvest and forward at all hours of the day.

As with all our machines,

Terri 3CT is also smooth to use on all types of ground. Thanks to the powerful midjoint lock, the machine also feels very stable, whatever the surface.

With a combi machine from Terri, you can perform two different tasks. This saves time, which in the long run results in financial gain. This is something we Smålanders took note of at the design stage.

Now we're talking about space!  
The cabin have been sketched and studied down to the smallest detail for comfortable driving in a state-of-the-art work environment.



#### **Versatile power package**

In just 15 minutes you can turn your harvester into a forwarder, or vice versa. And thanks to a powerful crane and equally powerful harvester head, both tasks are guaranteed to be performed well.

#### **Fully automatic optimal traction**

It is with pride that we say that Terri AWS (Automatic Wheel System) is our own innovation. This means that the power is used where it is most needed. Both traction and power are ensured to automatically generate more and the right amount of power to each wheel without you as a driver needing to do anything.

The system has replaced the old differential lock as standard.

#### **Fuel-efficient CAT engine**

With an increased cylinder volume of 3.6 litres, we have gained higher torque, making the machine powerful, even at low speeds. The result? An engine that is more fuel-efficient

and powerful than its predecessors. Add to that a tank volume of 100 litres and you are guaranteed many hours of uninterrupted work.

#### **24-volt electrical system**

As one of the few manufacturers in this machine class, we have designed Terri 3HT with a 24-volt electrical system.

When the machine is in operation and the electrical system requires high power, you get a more stable and secure power supply with 24 volts. It is also less sensitive to power surges. We are also throwing into the bargain the fact that it is easier to start.

That is actually not so unusual – we are just following the industry standard – but the benefits are huge.

#### **High-level equipment**

Equip your Terri 3CT according to your own wishes. We offer several different equipment levels in order

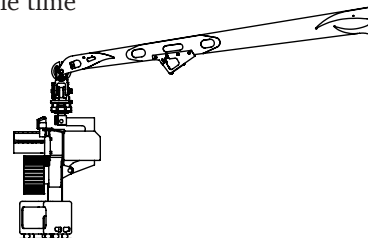
for the machine to satisfy your personal work values.


Valuation, automatic data caliper and GIS/GPS are just some examples of the equipment options that are available.

Read more on our website to find out what we can offer for your new machine.

#### **Smart service solutions**

Thanks to a number of smart solutions, valuable time is saved on daily maintenance and ongoing service. The engine compartment is extremely easy to access, and if you need to check the engine oil, you can do so without having to open the bonnet.

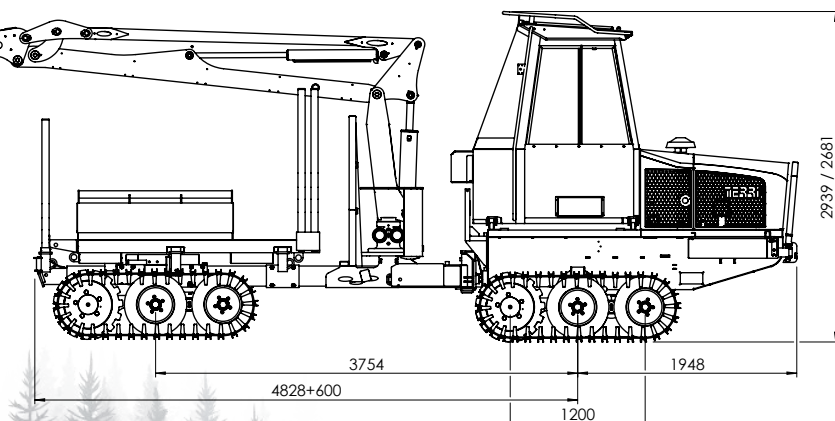
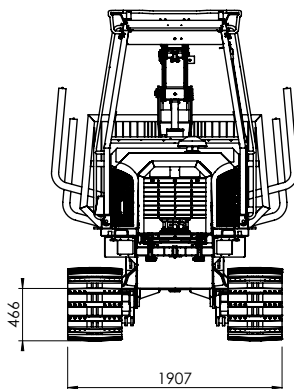




Terri 3CT is equipped with the HSP Gripen 015 and the Log Max LM 2000T harvester head.

## DIMENSION SKETCH

External dimensions and measurements are based on the base machine. All measurements are given in millimetres.



## TECHNICAL DATA

<b>Diesel engine</b>	CAT 3.6
Power	55.4 kW
Number of cylinders	4
Torque	424 Nm/1,200 rpm
Diesel tank volume	100 l
<b>Transmission</b>	Fully hydraulic
Max. steering angle	45°
Gears	1, 2 and reverse
Max. speed	11 km/h
Track width	490 mm
<b>Hydraulic system</b>	Danfoss
Tank volume	120 l
Pump capacity	120 cc
<b>Electrical system</b>	24 V
Battery	2x12 V/100 Ah
Generator	100 A
<b>Crane</b>	Mowi
Model	P40
Lifting torque	37 kNm
Slewing torque	12 kNm
Slewing arc	360°
Reach	6.2 m
<b>Harvester head</b>	Log Max
Model	LM 2000T
Feed rate	3.1/4.0 m/sec
Feed force	14.9 kN
Number of feed wheels	2
Max. opening	330 mm
<b>Chassis</b>	
Service weight	7,700 kg
Length, standard	6,600–7,200 mm
Width	1,900 mm
Highest height	2,900 mm
Ground clearance	400 mm
Loading area	2.00 m <sup>2</sup>

Terri reserves the right to make technical changes.



## SUSTAINABLE FORESTRY – OUR RESPONSIBILITY

As a manufacturer of modern forestry machines, we play a decisive role that includes great responsibility for the future and sustainable forestry.

That is why we develop our machines based on three basic requirements: gentleness to nature, comfortable workplaces for the driver and, of course, the right

properties for efficient and smart forestry work.

It is the way the machine is designed, with low ground pressure, that minimises the impact on the environment during work.

With a Terri 3CT as a work partner, your work will be soft, functional

and smooth regardless of whether you are forwarding or harvesting in the forest. This is a partner you can rely on, all year round, while it also takes responsibility for your work situation as well as the environment.

Welcome to the Terri family!



## YOUR MACHINE – YOUR WISHES

When buying a Terri, you have many options for putting your own stamp on the machine. Among these, you will find a multitude of smart options that you can have fitted and installed. Read more in our catalogue at [terri.se](http://terri.se) or contact our sellers for more information.

Terri develops and manufactures powerful machines for professional and sustainable forestry that are specially adapted for stand-operative thinning. The model programme is characterised by compact machines with low ground pressure for gentle and efficient work.

Terri is a brand under Alfing i Älmhult AB, which in turn is part of the Inev Group with sales of SEK 1.3 billion. The machines are built in Älmhult, in the Swedish region of Småland with the forest right on its doorstep.

The group has its own development, design and manufacture of hydraulic cylinders and cabins, among other things. Extensive knowledge and many years of experience within the Inev Group provide a solid foundation for its ongoing development work.